

Project 1

Iluminação Estádio Municipal João A. Zortéa

Partner for Contact: Município de Nova Bassano

Order No.:

Company: NEORS ENERGIA LTDA

Customer No.:

Date: 02.06.2025

Operator:

Operator
Telephone
Fax
e-Mail

Table of contents

Project 1

Project Cover	1
Table of contents	2
ZAGONEL ZL-7004 APARELHO DE ILUMINAÇÃO DE LED INDUSTRIAL 250W 5000K...	
Luminaire Data Sheet	4
ZAGONEL REFLETOR ARTICULAVEL ZL 7016 1000W 5000 K LENTE 60? ZL 701...	
Luminaire Data Sheet	5
Exterior Scene 1	
Planning data	6
Luminaire parts list	7
Luminaires (layout plan)	8
Luminaires (coordinates list)	9
Sport Sites (layout plan)	12
Sport Luminaires (Coordinates List)	13
Calculation Grid (Coordinates List)	16
3D Rendering	17
False Colour Rendering	18
Exterior Surfaces	
Soccer Field 1 Calculation Grid (TA)	
Summary	19
Isolines (E, Perpendicular)	20
Greyscale (E, Perpendicular)	21
Value Chart (E, Perpendicular)	22
Table (E, Perpendicular)	23
Point values (E, perpendicular)	26
Isolines (E, Horizontal)	38
Greyscale (E, Horizontal)	39
Value Chart (E, Horizontal)	40
Table (E, Horizontal)	41
Point values (E, horizontal)	44
Isolines (E, Vertical)	56
Greyscale (E, Vertical)	57
Value Chart (E, Vertical)	58
Table (E, Vertical)	59
Point values (E, vertical)	62
Track 1 Calculation Grid (PA)	
Summary	74
Value Chart (E, Perpendicular)	75
Radial table (E, perpendicular)	76
Point values (E, perpendicular)	79
Value Chart (E, Horizontal)	82
Radial table (E, horizontal)	83
Point values (E, horizontal)	86
Value Chart (E, Vertical)	89
Radial table (E, vertical)	90
Point values (E, vertical)	93
Volleyball 1 Calculation Grid (PA)	
Summary	96
Isolines (E, Perpendicular)	97
Greyscale (E, Perpendicular)	98
Value Chart (E, Perpendicular)	99
Table (E, Perpendicular)	100
Point values (E, perpendicular)	102
Isolines (E, Horizontal)	106



Operator
Telephone
Fax
e-Mail

Table of contents

Greyscale (E, Horizontal)	107
Value Chart (E, Horizontal)	108
Table (E, Horizontal)	109
Point values (E, horizontal)	111
Isolines (E, Vertical)	115
Greyscale (E, Vertical)	116
Value Chart (E, Vertical)	117
Table (E, Vertical)	118
Point values (E, vertical)	120
Calculation Grid 4	
Summary	124
Isolines (E, Perpendicular)	125
Greyscale (E, Perpendicular)	126
Value Chart (E, Perpendicular)	127
Table (E, Perpendicular)	128
Point values (E, perpendicular)	131

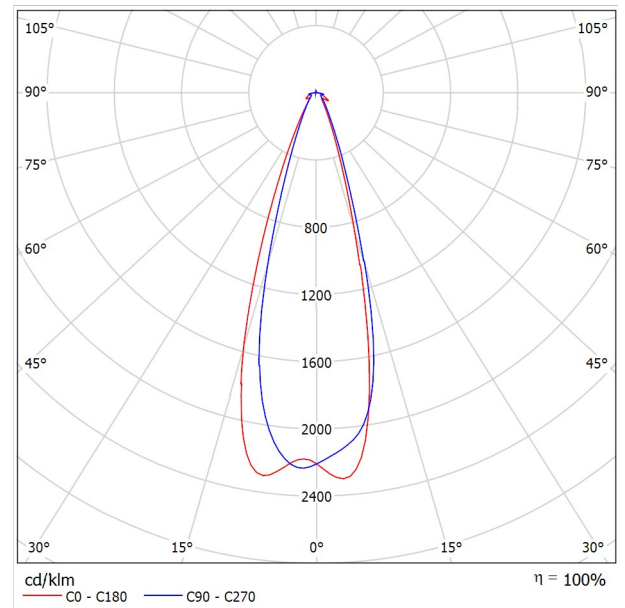


Operator
Telephone
Fax
e-Mail

ZAGONEL ZL-7004 APARELHO DE ILUMINAÇÃO DE LED INDUSTRIAL 250W 5000K SMD ZL 7004 30° REV01 / Luminaire Data Sheet

Luminous emittance 1:

See our luminaire catalog for an image of the luminaire.



Luminaire classification according to CIE: 99
CIE flux code: 81 88 94 99 100

Due to missing symmetry properties, no UGR table can be displayed for this luminaire.

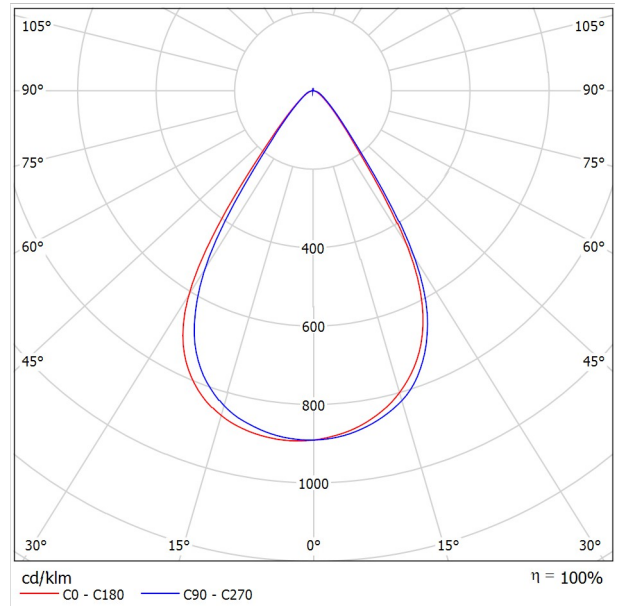


Operator
Telephone
Fax
e-Mail

**ZAGONEL REFLETOR ARTICULAVEL ZL 7016 1000W 5000 K LENTE 60? ZL 7016
REFLETOR ARTICULAVEL 790 x 690 x 145 mm / Luminaire Data Sheet**

Luminous emittance 1:

See our luminaire catalog for an image of the luminaire.




Luminaire classification according to CIE: 100
CIE flux code: 88 97 99 100 100

Due to missing symmetry properties, no UGR table can be displayed for this luminaire.



Operator
 Telephone
 Fax
 e-Mail

Exterior Scene 1 / Planning data



Maintenance factor: 0.80, ULR (Upward Light Ratio): 14.5%

Scale 1:1432

Luminaire Parts List

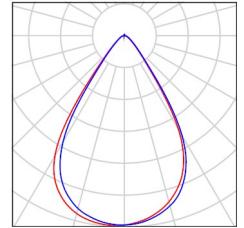
No.	Pieces	Designation (Correction Factor)	Φ (Luminaire) [lm]	Φ (Lamps) [lm]	P [W]
1	32	ZAGONEL REFLETOR ARTICULAVEL ZL 7016 1000W 5000 K LENTE 60? ZL 7016 REFLETOR ARTICULAVEL 790 x 690 x 145 mm (1.000)	169988	170000	1000.0
2	16	ZAGONEL ZL-7004 APARELHO DE ILUMINAÇÃO DE LED INDUSTRIAL 250W 5000K SMD ZL 7004 30° REV01 (1.000)	38745	38750	250.0
Total:			6059541	Total: 6060000	36000.0

Operator
Telephone
Fax
e-Mail

Exterior Scene 1 / Luminaire parts list

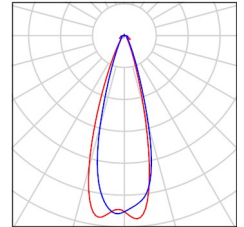
32 Pieces ZAGONEL REFLETOR ARTICULAVEL ZL 7016
1000W 5000 K LENTE 60? ZL 7016 REFLETOR
ARTICULAVEL 790 x 690 x 145 mm
Article No.: REFLETOR ARTICULAVEL ZL 7016
1000W 5000 K LENTE 60?
Luminous flux (Luminaire): 169988 lm
Luminous flux (Lamps): 170000 lm
Luminaire Wattage: 1000.0 W
Luminaire classification according to CIE: 100
CIE flux code: 88 97 99 100 100
Fitting: 18 x LED SMD - 5000K - IRC 70
(Correction Factor 1.000).

See our luminaire
catalog for an image of
the luminaire.



16 Pieces ZAGONEL ZL-7004 APARELHO DE
ILUMINAÇÃO DE LED INDUSTRIAL 250W
5000K SMD ZL 7004 30° REV01
Article No.: ZL-7004
Luminous flux (Luminaire): 38745 lm
Luminous flux (Lamps): 38750 lm
Luminaire Wattage: 250.0 W
Luminaire classification according to CIE: 99
CIE flux code: 81 88 94 99 100
Fitting: 1 x LED SMD - 5000K - IRC 70 - 30°
(Correction Factor 1.000).

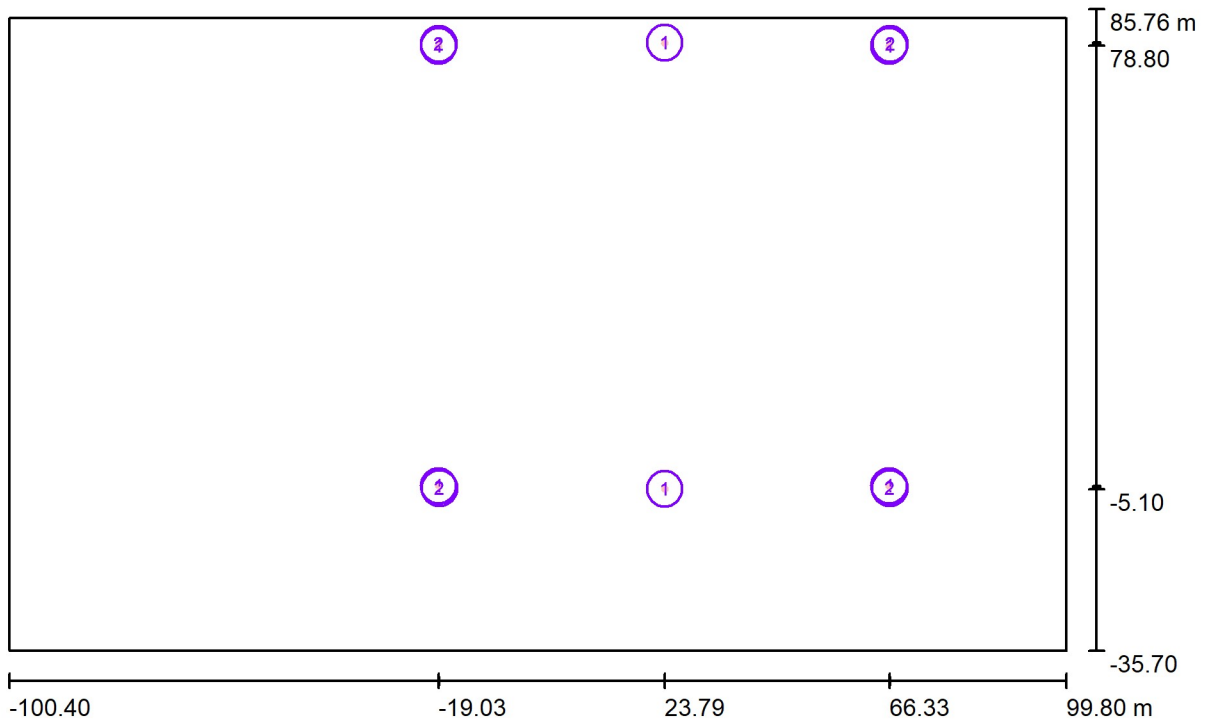
See our luminaire
catalog for an image of
the luminaire.





Operator
 Telephone
 Fax
 e-Mail

Exterior Scene 1 / Luminaires (layout plan)



Scale 1 : 1432

Luminaire Parts List

No.	Pieces	Designation
1	32	ZAGONEL REFLETOR ARTICULAVEL ZL 7016 1000W 5000 K LENTE 60? ZL 7016 REFLETOR ARTICULAVEL 790 x 690 x 145 mm
2	16	ZAGONEL ZL-7004 APARELHO DE ILUMINAÇÃO DE LED INDUSTRIAL 250W 5000K SMD ZL 7004 30° REV01

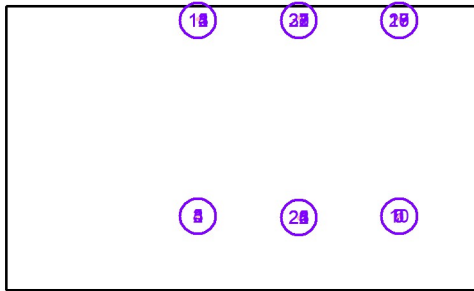


Operator
 Telephone
 Fax
 e-Mail

Exterior Scene 1 / Luminaires (coordinates list)

**ZAGONEL REFLETOR ARTICULAVEL ZL 7016 1000W 5000 K LENTE 60? ZL 7016
 REFLETOR ARTICULAVEL 790 x 690 x 145 mm**

169988 lm, 1000.0 W, 1 x 18 x LED SMD - 5000K - IRC 70 (Correction Factor 1.000).



No.	Position [m]			Rotation [°]		
	X	Y	Z	X	Y	Z
1	-19.031	-4.536	21.000	-14.1	69.6	-116.9
2	-19.031	-4.536	21.000	-13.6	64.2	-74.9
3	-19.031	-4.536	21.000	-13.8	66.7	-107.5
4	-19.031	-4.536	21.000	-13.6	64.2	-84.3
5	-19.031	-4.536	21.000	-14.2	70.5	-132.4
6	66.331	-4.536	21.000	-14.1	69.6	-73.5
7	66.331	-4.536	21.000	-13.6	64.2	-118.1
8	66.331	-4.536	21.000	-13.8	66.7	-84.2
9	66.331	-4.536	21.000	-13.6	64.2	-108.6
10	66.331	-4.536	21.000	-14.2	70.5	-57.5
11	-19.031	78.804	21.000	-14.1	69.6	106.5
12	-19.031	78.804	21.000	-13.6	64.2	61.9
13	-19.031	78.804	21.000	-13.8	66.7	95.8
14	-19.031	78.804	21.000	-13.6	64.2	71.4
15	-19.031	78.804	21.000	-14.2	70.5	122.5
16	66.331	78.804	21.000	-14.1	69.6	63.1
17	66.331	78.804	21.000	-13.6	64.2	105.1
18	66.331	78.804	21.000	-13.8	66.7	72.5
19	66.331	78.804	21.000	-13.6	64.2	95.7
20	66.331	78.804	21.000	-14.2	70.5	47.6
21	23.787	-5.100	21.000	-14.2	70.6	-108.9
22	23.787	-5.100	21.000	-14.2	70.4	-84.1
23	23.787	-5.100	21.000	-13.9	67.0	-43.7
24	23.787	-5.100	21.000	-14.3	71.6	-63.2
25	23.787	-5.100	21.000	-14.3	72.0	-126.0
26	23.787	-5.100	21.000	-13.9	67.7	-148.1
27	23.787	79.367	21.000	-14.2	70.6	99.1
28	23.787	79.367	21.000	-14.2	70.4	74.1



Operator
Telephone
Fax
e-Mail

Exterior Scene 1 / Luminaires (coordinates list)

No.	Position [m]			Rotation [°]		
	X	Y	Z	X	Y	Z
29	23.787	79.367	21.000	-13.9	67.0	32.1
30	23.787	79.367	21.000	-14.3	71.6	53.9
31	23.787	79.367	21.000	-14.3	72.0	116.8
32	23.787	79.367	21.000	-13.9	67.7	136.8

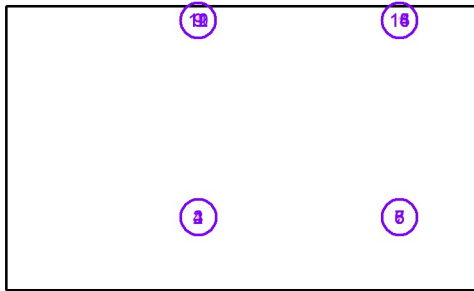


Operator
Telephone
Fax
e-Mail

Exterior Scene 1 / Luminaires (coordinates list)

ZAGONEL ZL-7004 APARELHO DE ILUMINAÇÃO DE LED INDUSTRIAL 250W 5000K SMD ZL 7004 30° REV01

38745 lm, 250.0 W, 1 x 1 x LED SMD - 5000K - IRC 70 - 30° (Correction Factor 1.000).

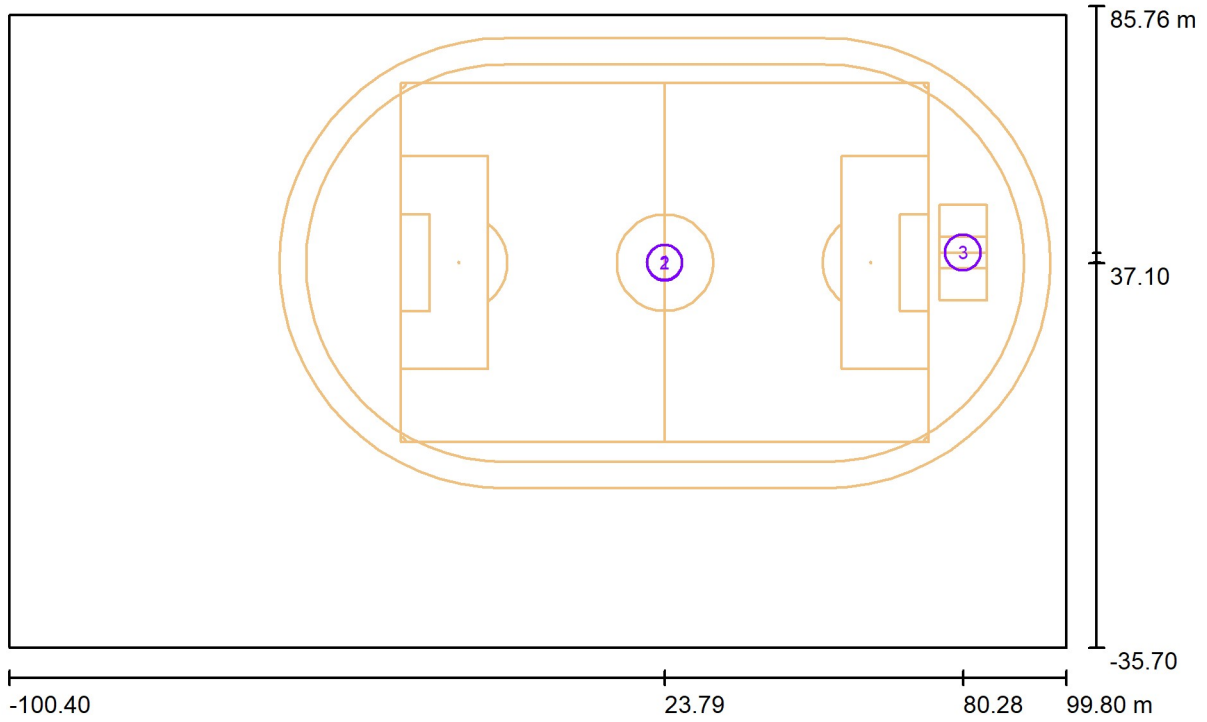


No.	Position [m]			Rotation [°]		
	X	Y	Z	X	Y	Z
1	-18.895	-4.936	15.001	60.5	0.0	148.0
2	-18.895	-4.936	15.001	68.4	0.0	72.1
3	-18.895	-4.936	15.001	62.3	0.0	-138.5
4	-18.895	-4.936	15.001	66.2	0.0	105.4
5	66.395	-4.936	15.001	60.5	0.0	-148.0
6	66.395	-4.936	15.001	68.4	0.0	-72.1
7	66.395	-4.936	15.001	62.3	0.0	138.5
8	66.395	-4.936	15.001	66.2	0.0	-105.4
9	-19.000	79.100	15.001	57.3	0.0	-91.0
10	-19.000	79.100	15.001	61.2	0.0	105.8
11	-19.000	79.100	15.001	61.0	0.0	89.8
12	-19.000	79.100	15.001	65.4	0.0	127.4
13	66.500	79.100	15.001	57.3	0.0	91.0
14	66.500	79.100	15.001	61.2	0.0	-105.8
15	66.500	79.100	15.001	61.0	0.0	-89.8
16	66.500	79.100	15.001	65.4	0.0	-127.4



Operator
 Telephone
 Fax
 e-Mail

Exterior Scene 1 / Sport Sites (layout plan)



Scale 1 : 1432

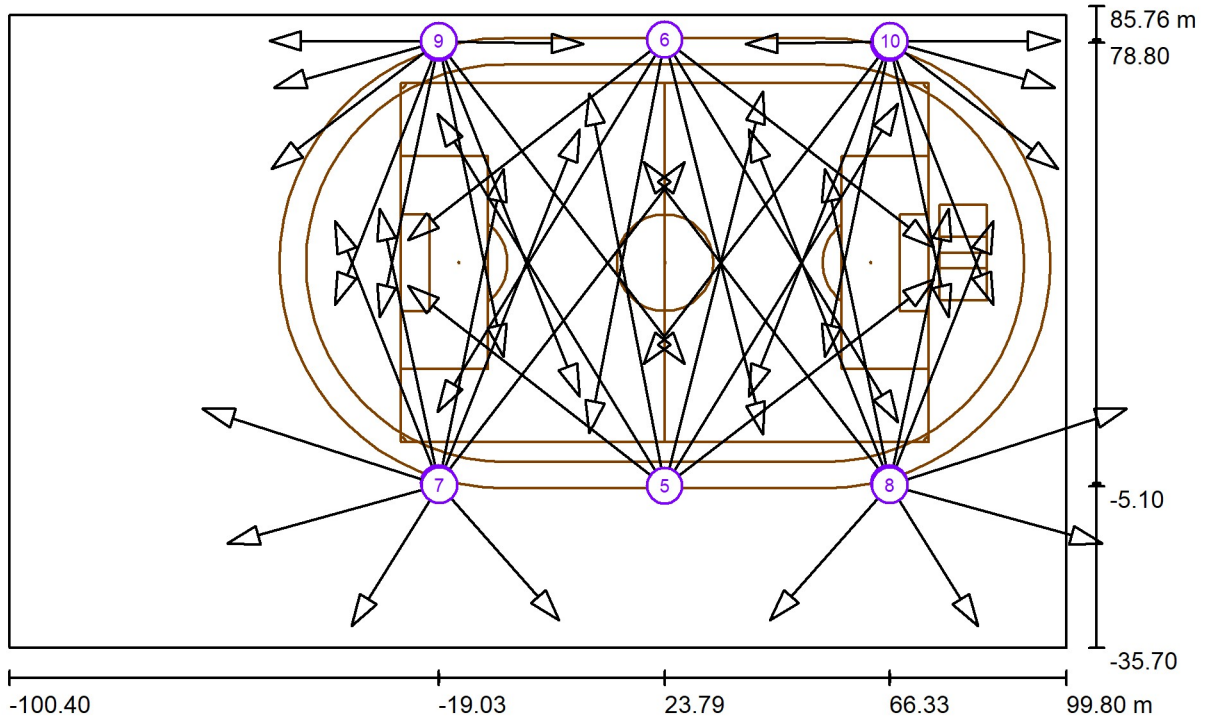
Sport Site Parts List

No.	Pieces	Designation
1	1	Soccer Field
2	1	Track
3	1	Volleyball



Operator
Telephone
Fax
e-Mail

Exterior Scene 1 / Sport Luminaires (Coordinates List)



Scale 1 : 1432

List of the Sport Luminaires

Luminaire	Index	Position [m]			Aiming Point [m]			Angle [°]	Alignment	Pole
		X	Y	Z	X	Y	Z			
ZAGONEL REFLETOR ARTICULAVEL ZL 7016 1000W 5000 K LENTE 60? ZL 7016 REFLETOR ARTICULAVEL 790 x 690 x 145 mm	1	-19.031	-4.536	21.000	7.600	62.400	0.000	16.3	(C IMax, G IMax)	/
ZAGONEL REFLETOR ARTICULAVEL ZL 7016 1000W 5000 K LENTE 60? ZL 7016 REFLETOR ARTICULAVEL 790 x 690 x 145 mm	1	-19.031	-4.536	21.000	-38.660	45.051	0.000	21.5	(C IMax, G IMax)	/
ZAGONEL REFLETOR ARTICULAVEL ZL 7016 1000W 5000 K LENTE 60? ZL 7016 REFLETOR ARTICULAVEL 790 x 690 x 145 mm	1	-19.031	-4.536	21.000	-6.800	54.900	0.000	19.1	(C IMax, G IMax)	/
ZAGONEL REFLETOR ARTICULAVEL ZL 7016 1000W 5000 K LENTE 60? ZL 7016 REFLETOR ARTICULAVEL 790 x 690 x 145 mm	1	-19.031	-4.536	21.000	-30.200	47.400	0.000	21.6	(C IMax, G IMax)	/

Operator
Telephone
Fax
e-Mail

Exterior Scene 1 / Sport Luminaires (Coordinates List)

List of the Sport Luminaires

Luminaire	Index	Position [m]			Aiming Point [m]			Angle [°]	Alignment	Pole
		X	Y	Z	X	Y	Z			
ZAGONEL REFLETOR ARTICULAVEL ZL 7016 1000W 5000 K LENTE 60? ZL 7016 REFLETOR ARTICULAVEL 790 x 690 x 145 mm	1	-19.031	-4.536	21.000	27.500	56.200	0.000	15.3	(C IMax, G IMax)	/
ZAGONEL REFLETOR ARTICULAVEL ZL 7016 1000W 5000 K LENTE 60? ZL 7016 REFLETOR ARTICULAVEL 790 x 690 x 145 mm	2	66.331	-4.536	21.000	39.700	62.400	0.000	16.3	(C IMax, G IMax)	/
ZAGONEL REFLETOR ARTICULAVEL ZL 7016 1000W 5000 K LENTE 60? ZL 7016 REFLETOR ARTICULAVEL 790 x 690 x 145 mm	2	66.331	-4.536	21.000	85.960	45.051	0.000	21.5	(C IMax, G IMax)	/
ZAGONEL REFLETOR ARTICULAVEL ZL 7016 1000W 5000 K LENTE 60? ZL 7016 REFLETOR ARTICULAVEL 790 x 690 x 145 mm	2	66.331	-4.536	21.000	54.100	54.900	0.000	19.1	(C IMax, G IMax)	/
ZAGONEL REFLETOR ARTICULAVEL ZL 7016 1000W 5000 K LENTE 60? ZL 7016 REFLETOR ARTICULAVEL 790 x 690 x 145 mm	2	66.331	-4.536	21.000	77.500	47.400	0.000	21.6	(C IMax, G IMax)	/
ZAGONEL REFLETOR ARTICULAVEL ZL 7016 1000W 5000 K LENTE 60? ZL 7016 REFLETOR ARTICULAVEL 790 x 690 x 145 mm	2	66.331	-4.536	21.000	19.800	56.200	0.000	15.3	(C IMax, G IMax)	/
ZAGONEL REFLETOR ARTICULAVEL ZL 7016 1000W 5000 K LENTE 60? ZL 7016 REFLETOR ARTICULAVEL 790 x 690 x 145 mm	3	-19.031	78.804	21.000	7.600	11.867	0.000	16.3	(C IMax, G IMax)	/
ZAGONEL REFLETOR ARTICULAVEL ZL 7016 1000W 5000 K LENTE 60? ZL 7016 REFLETOR ARTICULAVEL 790 x 690 x 145 mm	3	-19.031	78.804	21.000	-38.660	29.216	0.000	21.5	(C IMax, G IMax)	/
ZAGONEL REFLETOR ARTICULAVEL ZL 7016 1000W 5000 K LENTE 60? ZL 7016 REFLETOR ARTICULAVEL 790 x 690 x 145 mm	3	-19.031	78.804	21.000	-6.800	19.367	0.000	19.1	(C IMax, G IMax)	/
ZAGONEL REFLETOR ARTICULAVEL ZL 7016 1000W 5000 K LENTE 60? ZL 7016 REFLETOR ARTICULAVEL 790 x 690 x 145 mm	3	-19.031	78.804	21.000	-30.200	26.867	0.000	21.6	(C IMax, G IMax)	/
ZAGONEL REFLETOR ARTICULAVEL ZL 7016 1000W 5000 K LENTE 60? ZL 7016 REFLETOR ARTICULAVEL 790 x 690 x 145 mm	3	-19.031	78.804	21.000	27.500	18.067	0.000	15.3	(C IMax, G IMax)	/
ZAGONEL REFLETOR ARTICULAVEL ZL 7016 1000W 5000 K LENTE 60? ZL 7016 REFLETOR ARTICULAVEL 790 x 690 x 145 mm	4	66.331	78.804	21.000	39.700	11.867	0.000	16.3	(C IMax, G IMax)	/
ZAGONEL REFLETOR ARTICULAVEL ZL 7016 1000W 5000 K LENTE 60? ZL 7016 REFLETOR ARTICULAVEL 790 x 690 x 145 mm	4	66.331	78.804	21.000	85.960	29.216	0.000	21.5	(C IMax, G IMax)	/
ZAGONEL REFLETOR ARTICULAVEL ZL 7016 1000W 5000 K LENTE 60? ZL 7016 REFLETOR ARTICULAVEL 790 x 690 x 145 mm	4	66.331	78.804	21.000	54.100	19.367	0.000	19.1	(C IMax, G IMax)	/

DE ILUMINAÇÃO DE LED INDUSTRIAL 250W 5000K SMD ZL 7004 30° REV01	8	66.395	-4.936	15.001	83.047	-31.548	0.000	25.5	(C 90, G IMax)	/
ZAGONEL ZL-7004 APARELHO DE ILUMINAÇÃO DE LED INDUSTRIAL 250W 5000K SMD ZL 7004 30° REV01	8	66.395	-4.936	15.001	111.300	9.600	0.000	17.6	(C 90, G IMax)	/
ZAGONEL ZL-7004 APARELHO DE ILUMINAÇÃO DE LED INDUSTRIAL 250W 5000K SMD ZL 7004 30° REV01	8	66.395	-4.936	15.001	43.739	-30.531	0.000	23.7	(C 90, G IMax)	/
ZAGONEL ZL-7004 APARELHO DE ILUMINAÇÃO DE LED INDUSTRIAL 250W 5000K SMD ZL 7004 30° REV01	8	66.395	-4.936	15.001	106.593	-15.981	0.000	19.8	(C 90, G IMax)	/

Operator
Telephone
Fax
e-Mail

Exterior Scene 1 / Sport Luminaires (Coordinates List)

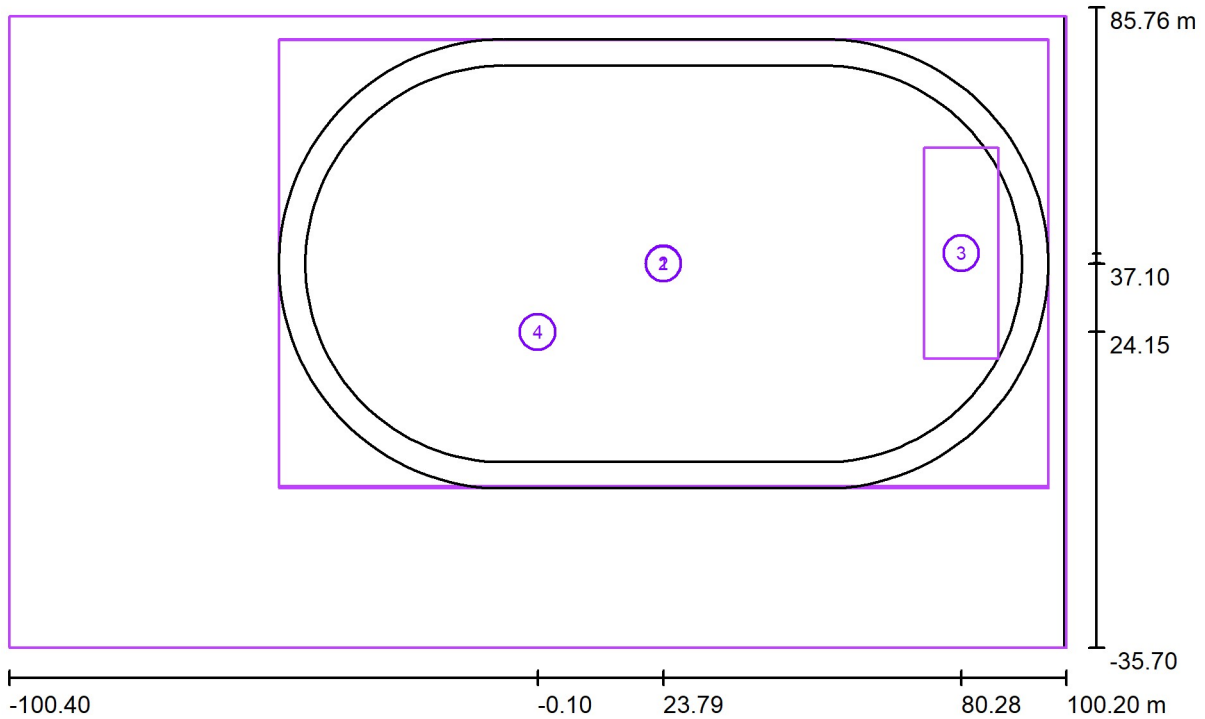
List of the Sport Luminaires

Luminaire	Index	Position [m]			Aiming Point [m]			Angle [°]	Alignment	Pole
		X	Y	Z	X	Y	Z			
ZAGONEL ZL-7004 APARELHO DE ILUMINAÇÃO DE LED INDUSTRIAL 250W 5000K SMD ZL 7004 30° REV01	9	-19.000	79.100	15.001	8.400	78.600	0.000	28.7	(C 90, G IMax)	/
ZAGONEL ZL-7004 APARELHO DE ILUMINAÇÃO DE LED INDUSTRIAL 250W 5000K SMD ZL 7004 30° REV01	9	-19.000	79.100	15.001	-50.200	70.300	0.000	24.8	(C 90, G IMax)	/
ZAGONEL ZL-7004 APARELHO DE ILUMINAÇÃO DE LED INDUSTRIAL 250W 5000K SMD ZL 7004 30° REV01	9	-19.000	79.100	15.001	-51.100	79.200	0.000	25.0	(C 90, G IMax)	/
ZAGONEL ZL-7004 APARELHO DE ILUMINAÇÃO DE LED INDUSTRIAL 250W 5000K SMD ZL 7004 30° REV01	9	-19.000	79.100	15.001	-50.700	54.900	0.000	20.6	(C 90, G IMax)	/
ZAGONEL ZL-7004 APARELHO DE ILUMINAÇÃO DE LED INDUSTRIAL 250W 5000K SMD ZL 7004 30° REV01	10	66.500	79.100	15.001	39.100	78.600	0.000	28.7	(C 90, G IMax)	/
ZAGONEL ZL-7004 APARELHO DE ILUMINAÇÃO DE LED INDUSTRIAL 250W 5000K SMD ZL 7004 30° REV01	10	66.500	79.100	15.001	97.700	70.300	0.000	24.8	(C 90, G IMax)	/
ZAGONEL ZL-7004 APARELHO DE ILUMINAÇÃO DE LED INDUSTRIAL 250W 5000K SMD ZL 7004 30° REV01	10	66.500	79.100	15.001	98.600	79.200	0.000	25.0	(C 90, G IMax)	/
ZAGONEL ZL-7004 APARELHO DE ILUMINAÇÃO DE LED INDUSTRIAL 250W 5000K SMD ZL 7004 30° REV01	10	66.500	79.100	15.001	98.200	54.900	0.000	20.6	(C 90, G IMax)	/



Operator
Telephone
Fax
e-Mail

Exterior Scene 1 / Calculation Grid (Coordinates List)



Scale 1 : 1435

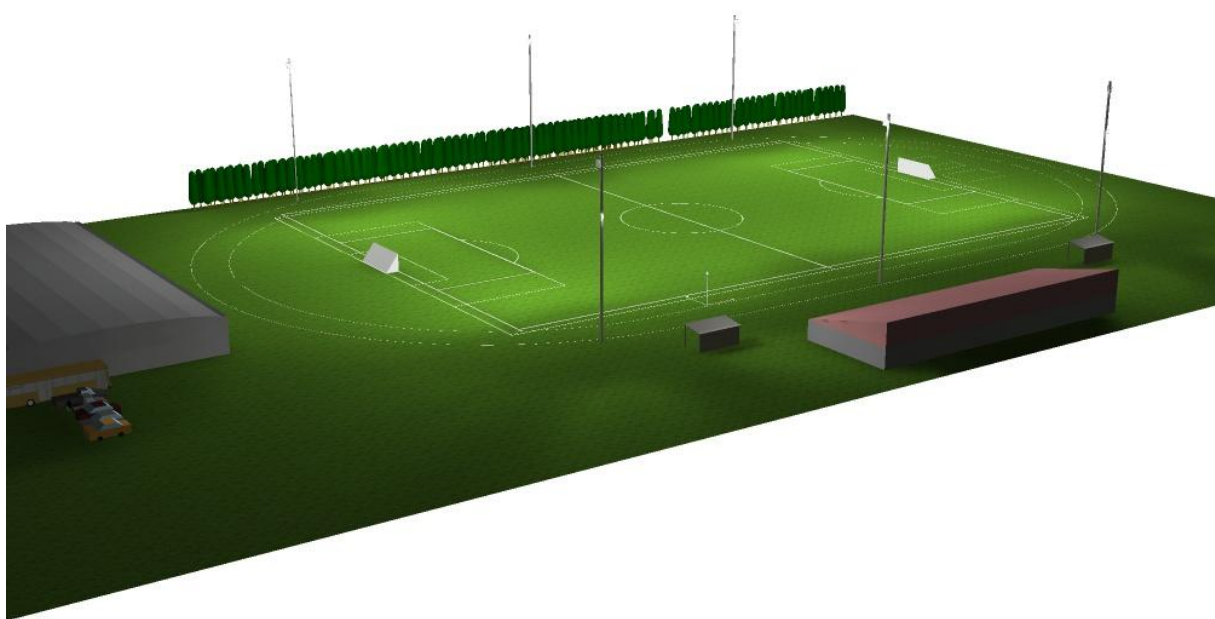
List of the Calculation Grids

No.	Designation	Position [m]			Size [m]		Rotation [°]		
		X	Y	Z	L	W	X	Y	Z
1	Soccer Field 1 Calculation Grid (TA)	23.787	37.200	0.000	146.002	84.600	0.0	0.0	0.0
2	Track 1 Calculation Grid (PA)	23.788	37.100	0.000	146.000	85.200	0.0	0.0	0.0
3	Volleyball 1 Calculation Grid (PA)	80.280	39.071	0.000	40.000	14.000	0.0	0.0	90.0
4	Calculation Grid 4	-0.100	24.150	0.000	200.601	119.700	0.0	0.0	0.0



Operator
Telephone
Fax
e-Mail

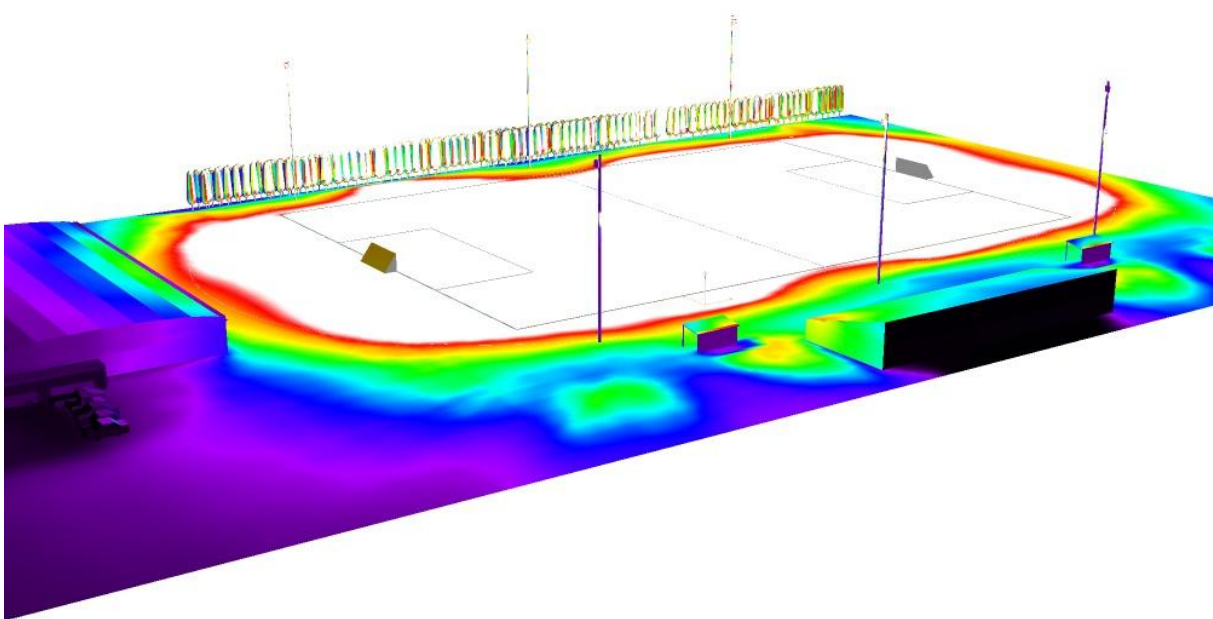
Exterior Scene 1 / 3D Rendering





Operator
Telephone
Fax
e-Mail

Exterior Scene 1 / False Colour Rendering

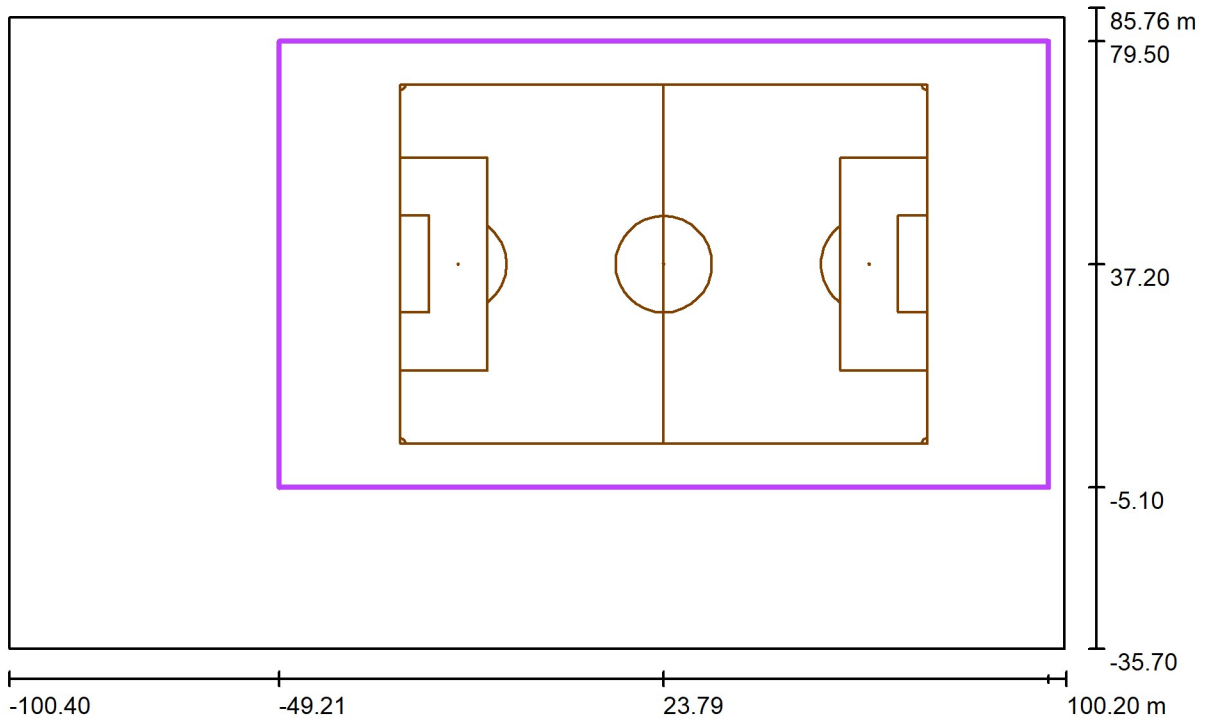


lx



Operator
Telephone
Fax
e-Mail

Exterior Scene 1 / Soccer Field 1 Calculation Grid (TA) / Summary



Scale 1 : 1435

Position: (23.787 m, 37.200 m, 0.000 m)
 Size: (146.002 m, 84.600 m)
 Rotation: (0.0°, 0.0°, 0.0°)
 Type: Normal, Grid: 23 x 13 Points
 Belongs to the following sport arena: Soccer Field 1

Results overview

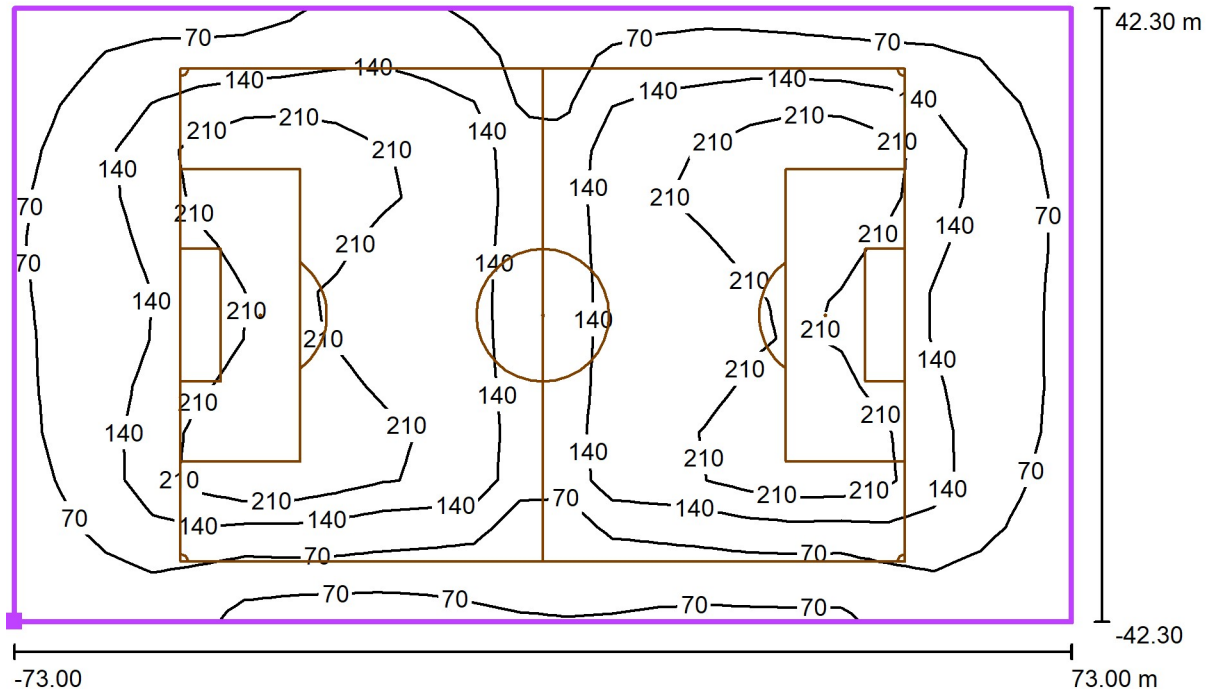
No.	Type	E_{av} [lx]	E_{min} [lx]	E_{max} [lx]	$u0$	E_{min} / E_{max}	$E_{h\ m} / E_m$	H [m]	Camera
1	perpendicular	139	0.00	305	0.00	0.00	/	0.000	/
2	horizontal	139	0.00	305	0.00	0.00	/	0.000	/
3	vertical, 0.0°	65	0.00	153	0.00	0.00	2.14	0.000	/

$E_{h\ m} / E_m$ = Relationship between middle horizontal and vertical illuminance, H = Measuring Height



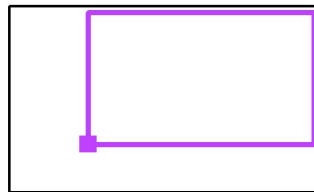
Operator
Telephone
Fax
e-Mail

Exterior Scene 1 / Soccer Field 1 Calculation Grid (TA) / Isolines (E, Perpendicular)



Values in Lux, Scale 1 : 1044

Position of surface in external scene:
Marked point: (-49.214 m, -5.100 m, 0.000 m)



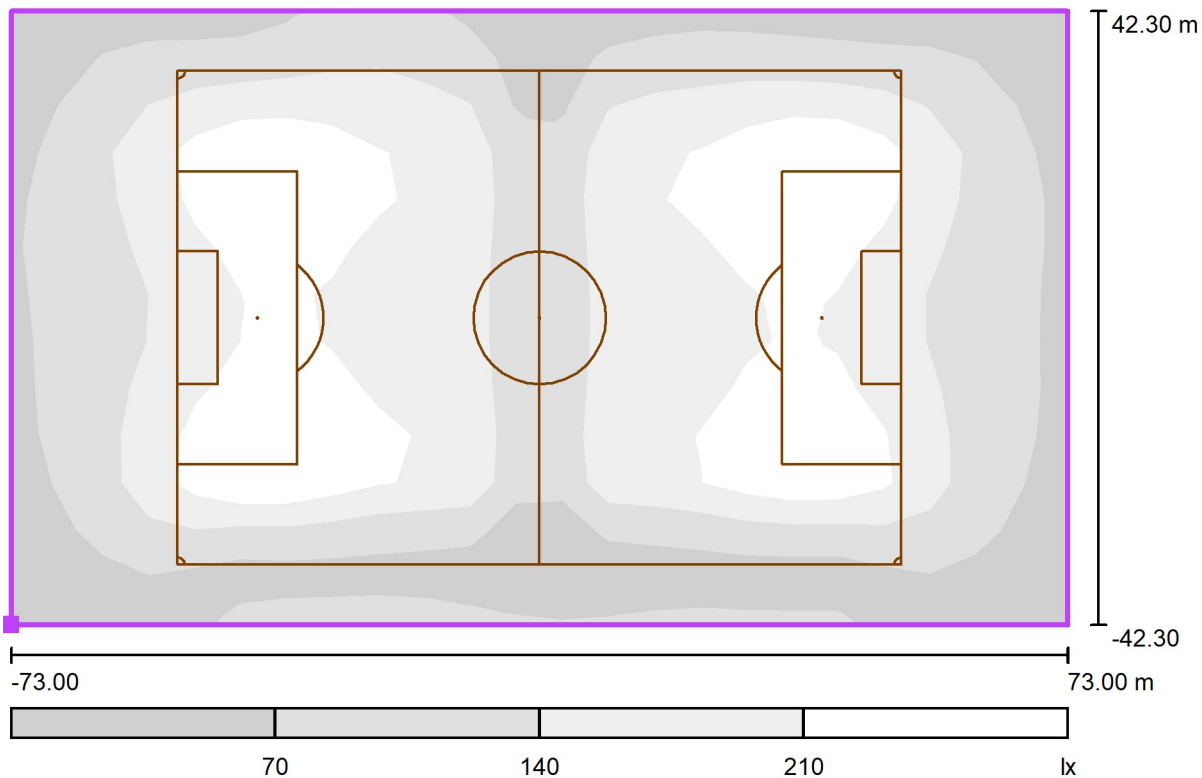
Grid: 23 x 13 Points

E_{av} [lx]	E_{min} [lx]	E_{max} [lx]	u0	E_{min} / E_{max}
139	0.00	305	0.00	0.00



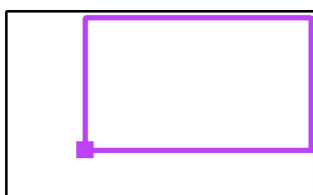
Operator
Telephone
Fax
e-Mail

Exterior Scene 1 / Soccer Field 1 Calculation Grid (TA) / Greyscale (E, Perpendicular)



Scale 1 : 1044

Position of surface in external scene:
Marked point: (-49.214 m, -5.100 m, 0.000 m)



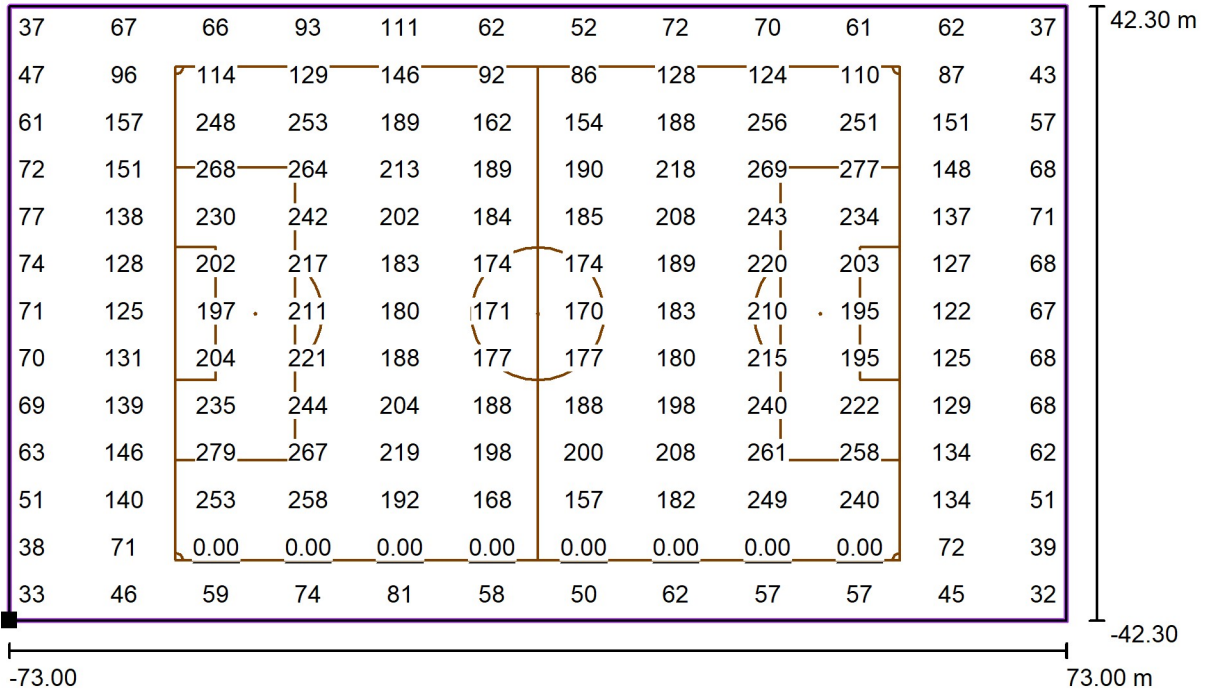
Grid: 23 x 13 Points

E_{av} [lx]	E_{min} [lx]	E_{max} [lx]	u0	E_{min} / E_{max}
139	0.00	305	0.00	0.00



Operator
Telephone
Fax
e-Mail

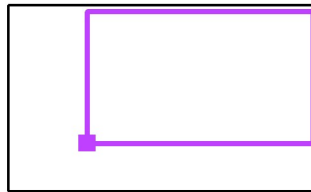
Exterior Scene 1 / Soccer Field 1 Calculation Grid (TA) / Value Chart (E, Perpendicular)



Values in Lux, Scale 1 : 1044

Not all calculated values could be displayed.

Position of surface in external scene:
Marked point: (-49.214 m, -5.100 m, 0.000 m)



Grid: 23 x 13 Points

E_{av} [lx]
139

E_{min} [lx]
0.00

E_{max} [lx]
305

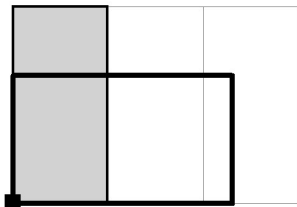
u0
0.00

E_{min} / E_{max}
0.00



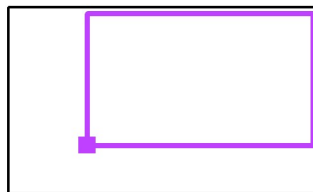
Operator
Telephone
Fax
e-Mail

Exterior Scene 1 / Soccer Field 1 Calculation Grid (TA) / Table (E, Perpendicular)



Current Selection
 Further Selections

Position of surface in external scene:
Marked point: (-49.214 m, -5.100 m, 0.000 m)



81.346	37	55	67	63	66	69	93	122	111	86
74.838	47	72	96	107	114	122	129	142	146	126
68.331	61	98	157	204	248	252	253	218	189	186
61.823	72	112	151	209	268	296	264	235	213	200
55.315	77	104	138	187	230	256	242	214	202	191
48.808	74	95	128	170	202	224	217	198	183	181
42.300	71	93	125	139	197	214	211	196	180	176
35.792	70	95	131	171	204	226	221	202	188	183
29.285	69	98	139	190	235	261	244	220	204	195
22.777	63	99	146	208	279	<u>305</u>	267	238	219	206
16.269	51	82	140	200	253	262	258	212	192	191
9.762	38	59	71	100	<u>0.00</u>	<u>0.00</u>	<u>0.00</u>	<u>0.00</u>	<u>0.00</u>	<u>0.00</u>
3.254	33	43	46	53	59	75	74	80	81	70
m	3.174	9.522	15.870	22.218	28.566	34.914	41.262	47.609	53.957	60.305

Attention: The coordinates refer to the image above. Values in Lux.

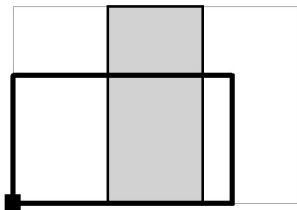
Grid: 23 x 13 Points

E_{av} [lx]	E_{min} [lx]	E_{max} [lx]	u0	E_{min} / E_{max}
139	0.00	305	0.00	0.00



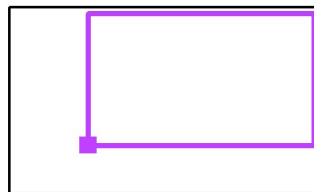
Operator
Telephone
Fax
e-Mail

Exterior Scene 1 / Soccer Field 1 Calculation Grid (TA) / Table (E, Perpendicular)



■ Current Selection
□ Further Selections

Position of surface in external scene:
Marked point: (-49.214 m, -5.100 m, 0.000 m)



81.346	62	54	52	63	72	76	70	67	61	59
74.838	92	<u>0.00</u>	86	120	128	130	124	117	110	103
68.331	162	<u>0.00</u>	154	185	188	213	256	260	251	202
61.823	189	<u>0.00</u>	190	202	218	235	269	304	277	207
55.315	184	<u>0.00</u>	185	196	208	221	243	261	234	187
48.808	174	<u>0.00</u>	174	186	189	201	220	224	203	161
42.300	171	<u>0.00</u>	170	177	183	194	210	211	195	138
35.792	177	<u>0.00</u>	177	181	180	199	215	221	195	163
29.285	188	<u>0.00</u>	188	187	198	211	240	250	222	181
22.777	198	<u>0.00</u>	200	194	208	230	261	291	258	197
16.269	168	<u>0.00</u>	157	177	182	214	249	244	240	189
9.762	<u>0.00</u>	<u>0.00</u>	<u>0.00</u>	<u>0.00</u>	<u>0.00</u>	<u>0.00</u>	<u>0.00</u>	<u>0.00</u>	<u>0.00</u>	95
3.254	58	50	50	55	62	61	57	59	57	51
m	66.653	73.001	79.349	85.697	92.045	98.393	104.741	111.089	117.437	123.785

Attention: The coordinates refer to the image above. Values in Lux.


Grid: 23 x 13 Points

E_{av} [lx]	E_{min} [lx]	E_{max} [lx]	u0	E_{min} / E_{max}
139	0.00	305	0.00	0.00

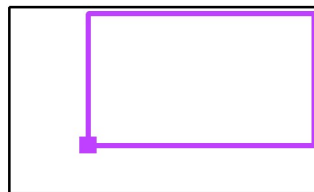


Operator
Telephone
Fax
e-Mail

Exterior Scene 1 / Soccer Field 1 Calculation Grid (TA) / Table (E, Perpendicular)



Position of surface in external scene:
Marked point: (-49.214 m, -5.100 m, 0.000 m)



81.346	62	53	37
74.838	87	70	43
68.331	151	93	57
61.823	148	106	68
55.315	137	99	71
48.808	127	93	68
42.300	122	90	67
35.792	125	90	68
29.285	129	94	68
22.777	134	96	62
16.269	134	81	51
9.762	72	57	39
3.254	45	44	32

m 130.133 136.481 142.828

Attention: The coordinates refer to the image above. Values in Lux.


Grid: 23 x 13 Points

E_{av} [lx]	E_{min} [lx]	E_{max} [lx]	u0	E_{min} / E_{max}
139	0.00	305	0.00	0.00

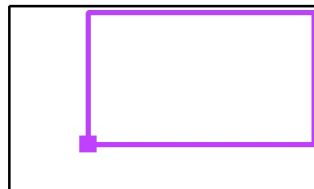


Operator
Telephone
Fax
e-Mail

Exterior Scene 1 / Soccer Field 1 Calculation Grid (TA) / Point values (E, perpendicular)



Position of surface in external scene:
Marked point: (-49.214 m, -5.100 m, 0.000 m)



No.	Position [m]			Value [lx]
	X	Y	Z	
1	-46.040	-1.846	0.000	33
2	-39.692	-1.846	0.000	43
3	-33.344	-1.846	0.000	46
4	-26.996	-1.846	0.000	53
5	-20.648	-1.846	0.000	59

Quantity Points: 299

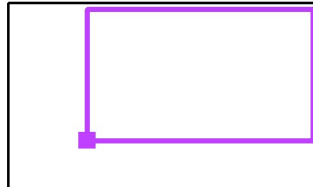
E_{av} [lx]	E_{min} [lx]	E_{max} [lx]	u0	E_{min} / E_{max}
139	0.00	305	0.00	0.00



Operator
Telephone
Fax
e-Mail

Exterior Scene 1 / Soccer Field 1 Calculation Grid (TA) / Point values (E, perpendicular)

Position of surface in external scene:
Marked point: (-49.214 m, -5.100 m, 0.000 m)



No.	Position [m]			Value [lx]
	X	Y	Z	
6	-14.300	-1.846	0.000	75
7	-7.952	-1.846	0.000	74
8	-1.604	-1.846	0.000	80
9	4.743	-1.846	0.000	81
10	11.091	-1.846	0.000	70
11	17.439	-1.846	0.000	58
12	23.787	-1.846	0.000	50
13	30.135	-1.846	0.000	50
14	36.483	-1.846	0.000	55
15	42.831	-1.846	0.000	62
16	49.179	-1.846	0.000	61
17	55.527	-1.846	0.000	57
18	61.875	-1.846	0.000	59
19	68.223	-1.846	0.000	57
20	74.571	-1.846	0.000	51
21	80.919	-1.846	0.000	45
22	87.267	-1.846	0.000	44
23	93.615	-1.846	0.000	32
24	-46.040	4.662	0.000	38
25	-39.692	4.662	0.000	59
26	-33.344	4.662	0.000	71
27	-26.996	4.662	0.000	100
28	-20.648	4.662	0.000	0.00
29	-14.300	4.662	0.000	0.00
30	-7.952	4.662	0.000	0.00
31	-1.604	4.662	0.000	0.00
32	4.743	4.662	0.000	0.00

Quantity Points: 299

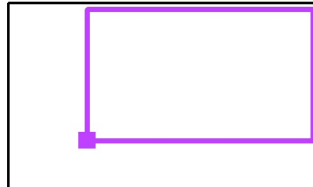
E_{av} [lx]	E_{min} [lx]	E_{max} [lx]	u0	E_{min} / E_{max}
139	0.00	305	0.00	0.00



Operator
 Telephone
 Fax
 e-Mail

Exterior Scene 1 / Soccer Field 1 Calculation Grid (TA) / Point values (E, perpendicular)

Position of surface in external scene:
 Marked point: (-49.214 m, -5.100 m, 0.000 m)



No.	Position [m]			Value [lx]
	X	Y	Z	
33	11.091	4.662	0.000	0.00
34	17.439	4.662	0.000	0.00
35	23.787	4.662	0.000	0.00
36	30.135	4.662	0.000	0.00
37	36.483	4.662	0.000	0.00
38	42.831	4.662	0.000	0.00
39	49.179	4.662	0.000	0.00
40	55.527	4.662	0.000	0.00
41	61.875	4.662	0.000	0.00
42	68.223	4.662	0.000	0.00
43	74.571	4.662	0.000	95
44	80.919	4.662	0.000	72
45	87.267	4.662	0.000	57
46	93.615	4.662	0.000	39
47	-46.040	11.169	0.000	51
48	-39.692	11.169	0.000	82
49	-33.344	11.169	0.000	140
50	-26.996	11.169	0.000	200
51	-20.648	11.169	0.000	253
52	-14.300	11.169	0.000	262
53	-7.952	11.169	0.000	258
54	-1.604	11.169	0.000	212
55	4.743	11.169	0.000	192
56	11.091	11.169	0.000	191
57	17.439	11.169	0.000	168
58	23.787	11.169	0.000	0.00
59	30.135	11.169	0.000	157

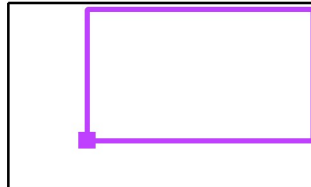
Quantity Points: 299

E_{av} [lx]	E_{min} [lx]	E_{max} [lx]	u0	E_{min} / E_{max}
139	0.00	305	0.00	0.00

Operator
Telephone
Fax
e-Mail

Exterior Scene 1 / Soccer Field 1 Calculation Grid (TA) / Point values (E, perpendicular)

Position of surface in external scene:
Marked point: (-49.214 m, -5.100 m, 0.000 m)



No.	Position [m]			Value [lx]
	X	Y	Z	
60	36.483	11.169	0.000	177
61	42.831	11.169	0.000	182
62	49.179	11.169	0.000	214
63	55.527	11.169	0.000	249
64	61.875	11.169	0.000	244
65	68.223	11.169	0.000	240
66	74.571	11.169	0.000	189
67	80.919	11.169	0.000	134
68	87.267	11.169	0.000	81
69	93.615	11.169	0.000	51
70	-46.040	17.677	0.000	63
71	-39.692	17.677	0.000	99
72	-33.344	17.677	0.000	146
73	-26.996	17.677	0.000	208
74	-20.648	17.677	0.000	279
75	-14.300	17.677	0.000	305
76	-7.952	17.677	0.000	267
77	-1.604	17.677	0.000	238
78	4.743	17.677	0.000	219
79	11.091	17.677	0.000	206
80	17.439	17.677	0.000	198
81	23.787	17.677	0.000	0.00
82	30.135	17.677	0.000	200
83	36.483	17.677	0.000	194
84	42.831	17.677	0.000	208
85	49.179	17.677	0.000	230
86	55.527	17.677	0.000	261

Quantity Points: 299

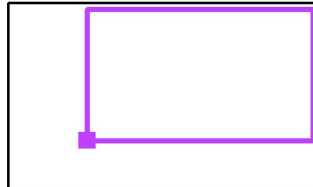
E_{av} [lx]	E_{min} [lx]	E_{max} [lx]	u_0	E_{min} / E_{max}
139	0.00	305	0.00	0.00



Operator
Telephone
Fax
e-Mail

Exterior Scene 1 / Soccer Field 1 Calculation Grid (TA) / Point values (E, perpendicular)

Position of surface in external scene:
Marked point: (-49.214 m, -5.100 m, 0.000 m)



No.	Position [m]			Value [lx]
	X	Y	Z	
87	61.875	17.677	0.000	291
88	68.223	17.677	0.000	258
89	74.571	17.677	0.000	197
90	80.919	17.677	0.000	134
91	87.267	17.677	0.000	96
92	93.615	17.677	0.000	62
93	-46.040	24.185	0.000	69
94	-39.692	24.185	0.000	98
95	-33.344	24.185	0.000	139
96	-26.996	24.185	0.000	190
97	-20.648	24.185	0.000	235
98	-14.300	24.185	0.000	261
99	-7.952	24.185	0.000	244
100	-1.604	24.185	0.000	220
101	4.743	24.185	0.000	204
102	11.091	24.185	0.000	195
103	17.439	24.185	0.000	188
104	23.787	24.185	0.000	0.00
105	30.135	24.185	0.000	188
106	36.483	24.185	0.000	187
107	42.831	24.185	0.000	198
108	49.179	24.185	0.000	211
109	55.527	24.185	0.000	240
110	61.875	24.185	0.000	250
111	68.223	24.185	0.000	222
112	74.571	24.185	0.000	181
113	80.919	24.185	0.000	129

Quantity Points: 299

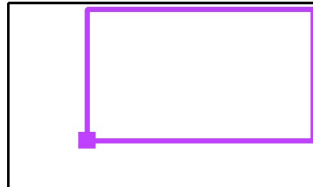
E_{av} [lx]	E_{min} [lx]	E_{max} [lx]	u0	E_{min} / E_{max}
139	0.00	305	0.00	0.00



Operator
Telephone
Fax
e-Mail

Exterior Scene 1 / Soccer Field 1 Calculation Grid (TA) / Point values (E, perpendicular)

Position of surface in external scene:
Marked point: (-49.214 m, -5.100 m, 0.000 m)



No.	Position [m]			Value [lx]
	X	Y	Z	
114	87.267	24.185	0.000	94
115	93.615	24.185	0.000	68
116	-46.040	30.692	0.000	70
117	-39.692	30.692	0.000	95
118	-33.344	30.692	0.000	131
119	-26.996	30.692	0.000	171
120	-20.648	30.692	0.000	204
121	-14.300	30.692	0.000	226
122	-7.952	30.692	0.000	221
123	-1.604	30.692	0.000	202
124	4.743	30.692	0.000	188
125	11.091	30.692	0.000	183
126	17.439	30.692	0.000	177
127	23.787	30.692	0.000	0.00
128	30.135	30.692	0.000	177
129	36.483	30.692	0.000	181
130	42.831	30.692	0.000	180
131	49.179	30.692	0.000	199
132	55.527	30.692	0.000	215
133	61.875	30.692	0.000	221
134	68.223	30.692	0.000	195
135	74.571	30.692	0.000	163
136	80.919	30.692	0.000	125
137	87.267	30.692	0.000	90
138	93.615	30.692	0.000	68
139	-46.040	37.200	0.000	71
140	-39.692	37.200	0.000	93

Quantity Points: 299

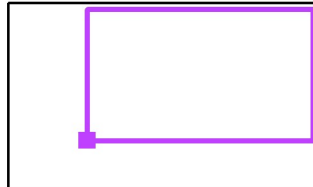
E_{av} [lx]	E_{min} [lx]	E_{max} [lx]	u0	E_{min} / E_{max}
139	0.00	305	0.00	0.00



Operator
Telephone
Fax
e-Mail

Exterior Scene 1 / Soccer Field 1 Calculation Grid (TA) / Point values (E, perpendicular)

Position of surface in external scene:
Marked point: (-49.214 m, -5.100 m, 0.000 m)



No.	Position [m]			Value [lx]
	X	Y	Z	
141	-33.344	37.200	0.000	125
142	-26.996	37.200	0.000	139
143	-20.648	37.200	0.000	197
144	-14.300	37.200	0.000	214
145	-7.952	37.200	0.000	211
146	-1.604	37.200	0.000	196
147	4.743	37.200	0.000	180
148	11.091	37.200	0.000	176
149	17.439	37.200	0.000	171
150	23.787	37.200	0.000	0.00
151	30.135	37.200	0.000	170
152	36.483	37.200	0.000	177
153	42.831	37.200	0.000	183
154	49.179	37.200	0.000	194
155	55.527	37.200	0.000	210
156	61.875	37.200	0.000	211
157	68.223	37.200	0.000	195
158	74.571	37.200	0.000	138
159	80.919	37.200	0.000	122
160	87.267	37.200	0.000	90
161	93.615	37.200	0.000	67
162	-46.040	43.708	0.000	74
163	-39.692	43.708	0.000	95
164	-33.344	43.708	0.000	128
165	-26.996	43.708	0.000	170
166	-20.648	43.708	0.000	202
167	-14.300	43.708	0.000	224

Quantity Points: 299

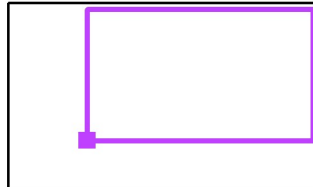
E_{av} [lx]	E_{min} [lx]	E_{max} [lx]	u0	E_{min} / E_{max}
139	0.00	305	0.00	0.00



Operator
 Telephone
 Fax
 e-Mail

Exterior Scene 1 / Soccer Field 1 Calculation Grid (TA) / Point values (E, perpendicular)

Position of surface in external scene:
 Marked point: (-49.214 m, -5.100 m, 0.000 m)



No.	Position [m]			Value [lx]
	X	Y	Z	
168	-7.952	43.708	0.000	217
169	-1.604	43.708	0.000	198
170	4.743	43.708	0.000	183
171	11.091	43.708	0.000	181
172	17.439	43.708	0.000	174
173	23.787	43.708	0.000	0.00
174	30.135	43.708	0.000	174
175	36.483	43.708	0.000	186
176	42.831	43.708	0.000	189
177	49.179	43.708	0.000	201
178	55.527	43.708	0.000	220
179	61.875	43.708	0.000	224
180	68.223	43.708	0.000	203
181	74.571	43.708	0.000	161
182	80.919	43.708	0.000	127
183	87.267	43.708	0.000	93
184	93.615	43.708	0.000	68
185	-46.040	50.215	0.000	77
186	-39.692	50.215	0.000	104
187	-33.344	50.215	0.000	138
188	-26.996	50.215	0.000	187
189	-20.648	50.215	0.000	230
190	-14.300	50.215	0.000	256
191	-7.952	50.215	0.000	242
192	-1.604	50.215	0.000	214
193	4.743	50.215	0.000	202
194	11.091	50.215	0.000	191

Quantity Points: 299

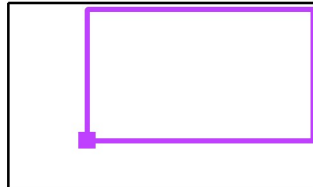
E_{av} [lx]	E_{min} [lx]	E_{max} [lx]	u0	E_{min} / E_{max}
139	0.00	305	0.00	0.00



Operator
Telephone
Fax
e-Mail

Exterior Scene 1 / Soccer Field 1 Calculation Grid (TA) / Point values (E, perpendicular)

Position of surface in external scene:
Marked point: (-49.214 m, -5.100 m, 0.000 m)



No.	Position [m]			Value [lx]
	X	Y	Z	
195	17.439	50.215	0.000	184
196	23.787	50.215	0.000	0.00
197	30.135	50.215	0.000	185
198	36.483	50.215	0.000	196
199	42.831	50.215	0.000	208
200	49.179	50.215	0.000	221
201	55.527	50.215	0.000	243
202	61.875	50.215	0.000	261
203	68.223	50.215	0.000	234
204	74.571	50.215	0.000	187
205	80.919	50.215	0.000	137
206	87.267	50.215	0.000	99
207	93.615	50.215	0.000	71
208	-46.040	56.723	0.000	72
209	-39.692	56.723	0.000	112
210	-33.344	56.723	0.000	151
211	-26.996	56.723	0.000	209
212	-20.648	56.723	0.000	268
213	-14.300	56.723	0.000	296
214	-7.952	56.723	0.000	264
215	-1.604	56.723	0.000	235
216	4.743	56.723	0.000	213
217	11.091	56.723	0.000	200
218	17.439	56.723	0.000	189
219	23.787	56.723	0.000	0.00
220	30.135	56.723	0.000	190
221	36.483	56.723	0.000	202

Quantity Points: 299

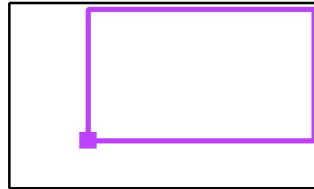
E_{av} [lx]	E_{min} [lx]	E_{max} [lx]	u0	E_{min} / E_{max}
139	0.00	305	0.00	0.00



Operator
 Telephone
 Fax
 e-Mail

Exterior Scene 1 / Soccer Field 1 Calculation Grid (TA) / Point values (E, perpendicular)

Position of surface in external scene:
 Marked point: (-49.214 m, -5.100 m, 0.000 m)



No.	Position [m]			Value [lx]
	X	Y	Z	
222	42.831	56.723	0.000	218
223	49.179	56.723	0.000	235
224	55.527	56.723	0.000	269
225	61.875	56.723	0.000	304
226	68.223	56.723	0.000	277
227	74.571	56.723	0.000	207
228	80.919	56.723	0.000	148
229	87.267	56.723	0.000	106
230	93.615	56.723	0.000	68
231	-46.040	63.231	0.000	61
232	-39.692	63.231	0.000	98
233	-33.344	63.231	0.000	157
234	-26.996	63.231	0.000	204
235	-20.648	63.231	0.000	248
236	-14.300	63.231	0.000	252
237	-7.952	63.231	0.000	253
238	-1.604	63.231	0.000	218
239	4.743	63.231	0.000	189
240	11.091	63.231	0.000	186
241	17.439	63.231	0.000	162
242	23.787	63.231	0.000	0.00
243	30.135	63.231	0.000	154
244	36.483	63.231	0.000	185
245	42.831	63.231	0.000	188
246	49.179	63.231	0.000	213
247	55.527	63.231	0.000	256
248	61.875	63.231	0.000	260

Quantity Points: 299

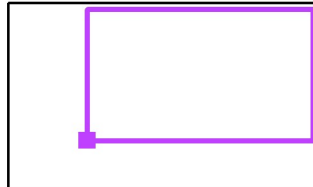
E_{av} [lx]	E_{min} [lx]	E_{max} [lx]	u0	E_{min} / E_{max}
139	0.00	305	0.00	0.00



Operator
Telephone
Fax
e-Mail

Exterior Scene 1 / Soccer Field 1 Calculation Grid (TA) / Point values (E, perpendicular)

Position of surface in external scene:
Marked point: (-49.214 m, -5.100 m, 0.000 m)



No.	Position [m]			Value [lx]
	X	Y	Z	
249	68.223	63.231	0.000	251
250	74.571	63.231	0.000	202
251	80.919	63.231	0.000	151
252	87.267	63.231	0.000	93
253	93.615	63.231	0.000	57
254	-46.040	69.738	0.000	47
255	-39.692	69.738	0.000	72
256	-33.344	69.738	0.000	96
257	-26.996	69.738	0.000	107
258	-20.648	69.738	0.000	114
259	-14.300	69.738	0.000	122
260	-7.952	69.738	0.000	129
261	-1.604	69.738	0.000	142
262	4.743	69.738	0.000	146
263	11.091	69.738	0.000	126
264	17.439	69.738	0.000	92
265	23.787	69.738	0.000	0.00
266	30.135	69.738	0.000	86
267	36.483	69.738	0.000	120
268	42.831	69.738	0.000	128
269	49.179	69.738	0.000	130
270	55.527	69.738	0.000	124
271	61.875	69.738	0.000	117
272	68.223	69.738	0.000	110
273	74.571	69.738	0.000	103
274	80.919	69.738	0.000	87
275	87.267	69.738	0.000	70

Quantity Points: 299

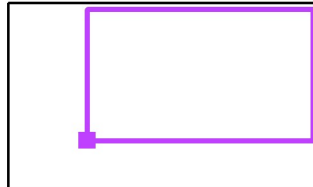
E_{av} [lx]	E_{min} [lx]	E_{max} [lx]	u0	E_{min} / E_{max}
139	0.00	305	0.00	0.00



Operator
Telephone
Fax
e-Mail

Exterior Scene 1 / Soccer Field 1 Calculation Grid (TA) / Point values (E, perpendicular)

Position of surface in external scene:
Marked point: (-49.214 m, -5.100 m, 0.000 m)



No.	Position [m]			Value [lx]
	X	Y	Z	
276	93.615	69.738	0.000	43
277	-46.040	76.246	0.000	37
278	-39.692	76.246	0.000	55
279	-33.344	76.246	0.000	67
280	-26.996	76.246	0.000	63
281	-20.648	76.246	0.000	66
282	-14.300	76.246	0.000	69
283	-7.952	76.246	0.000	93
284	-1.604	76.246	0.000	122
285	4.743	76.246	0.000	111
286	11.091	76.246	0.000	86
287	17.439	76.246	0.000	62
288	23.787	76.246	0.000	54
289	30.135	76.246	0.000	52
290	36.483	76.246	0.000	63
291	42.831	76.246	0.000	72
292	49.179	76.246	0.000	76
293	55.527	76.246	0.000	70
294	61.875	76.246	0.000	67
295	68.223	76.246	0.000	61
296	74.571	76.246	0.000	59
297	80.919	76.246	0.000	62
298	87.267	76.246	0.000	53
299	93.615	76.246	0.000	37

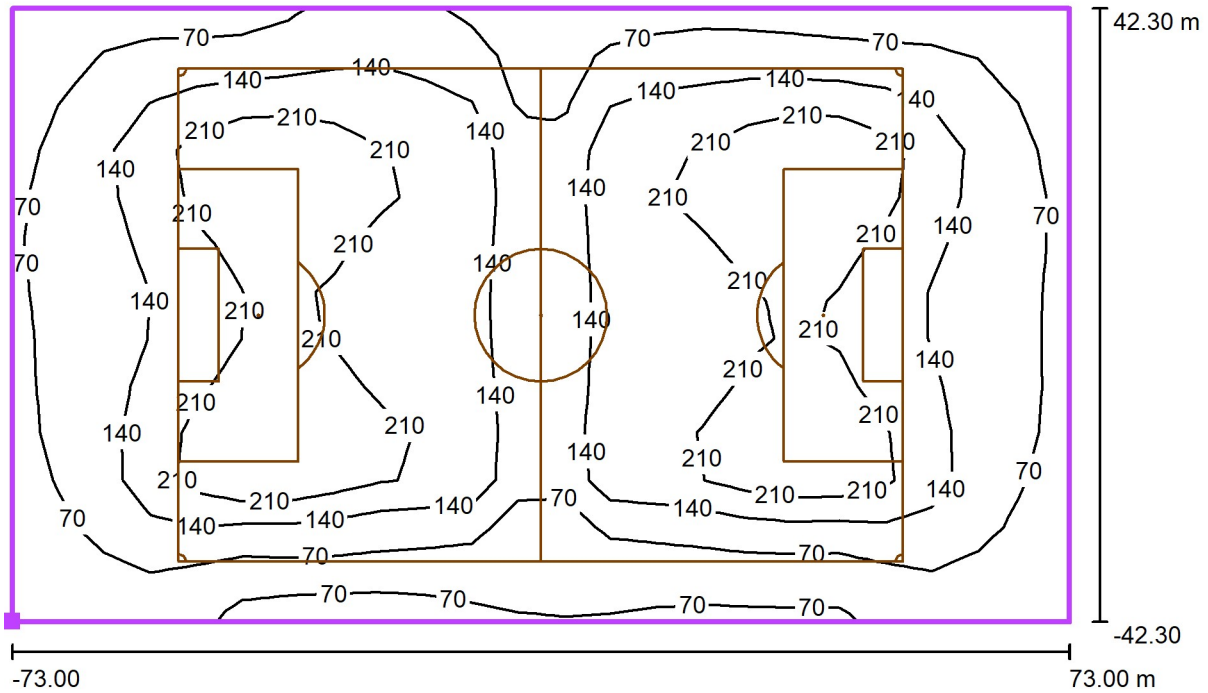
Quantity Points: 299

E_{av} [lx]	E_{min} [lx]	E_{max} [lx]	u0	E_{min} / E_{max}
139	0.00	305	0.00	0.00



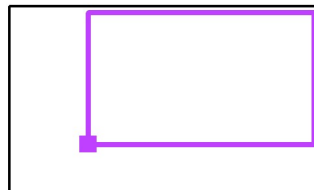
Operator
Telephone
Fax
e-Mail

Exterior Scene 1 / Soccer Field 1 Calculation Grid (TA) / Isolines (E, Horizontal)



Values in Lux, Scale 1 : 1044

Position of surface in external scene:
Marked point: (-49.214 m, -5.100 m,
0.000 m)



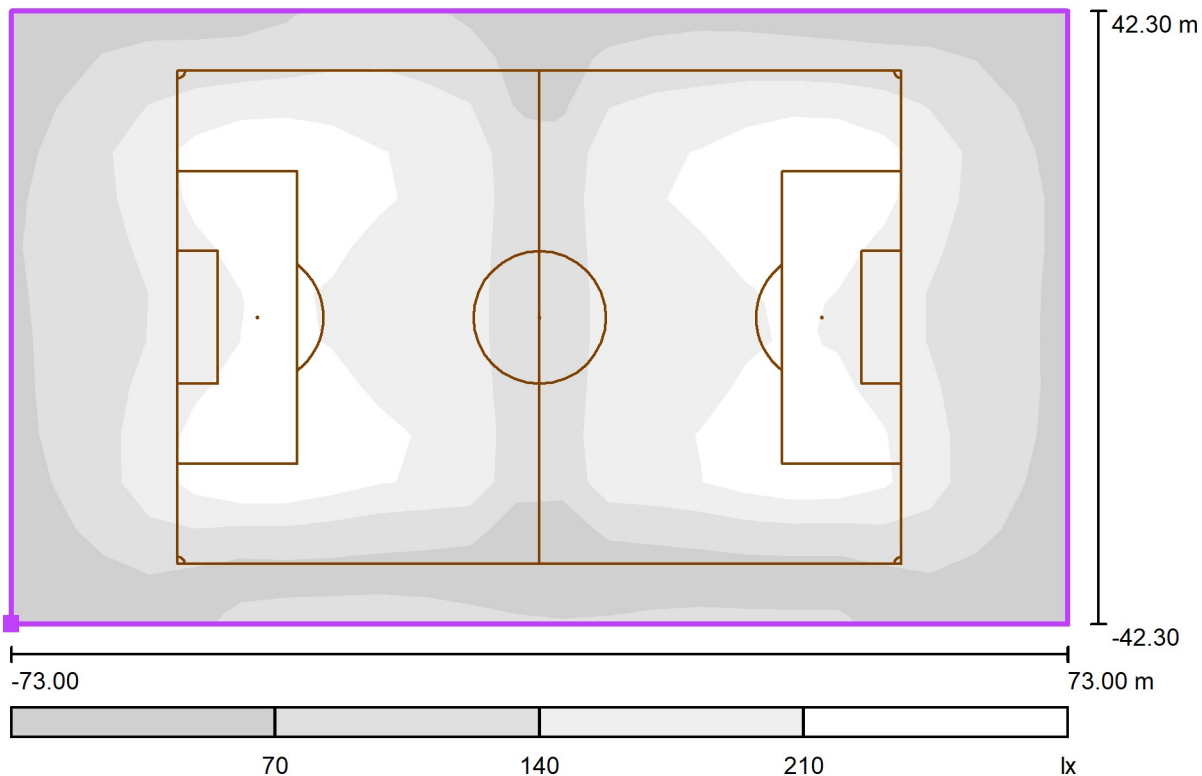
Grid: 23 x 13 Points

E_{av} [lx]	E_{min} [lx]	E_{max} [lx]	u0	E_{min} / E_{max}
139	0.00	305	0.00	0.00



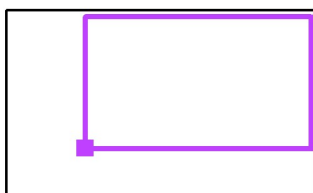
Operator
Telephone
Fax
e-Mail

Exterior Scene 1 / Soccer Field 1 Calculation Grid (TA) / Greyscale (E, Horizontal)



Scale 1 : 1044

Position of surface in external scene:
Marked point: (-49.214 m, -5.100 m, 0.000 m)

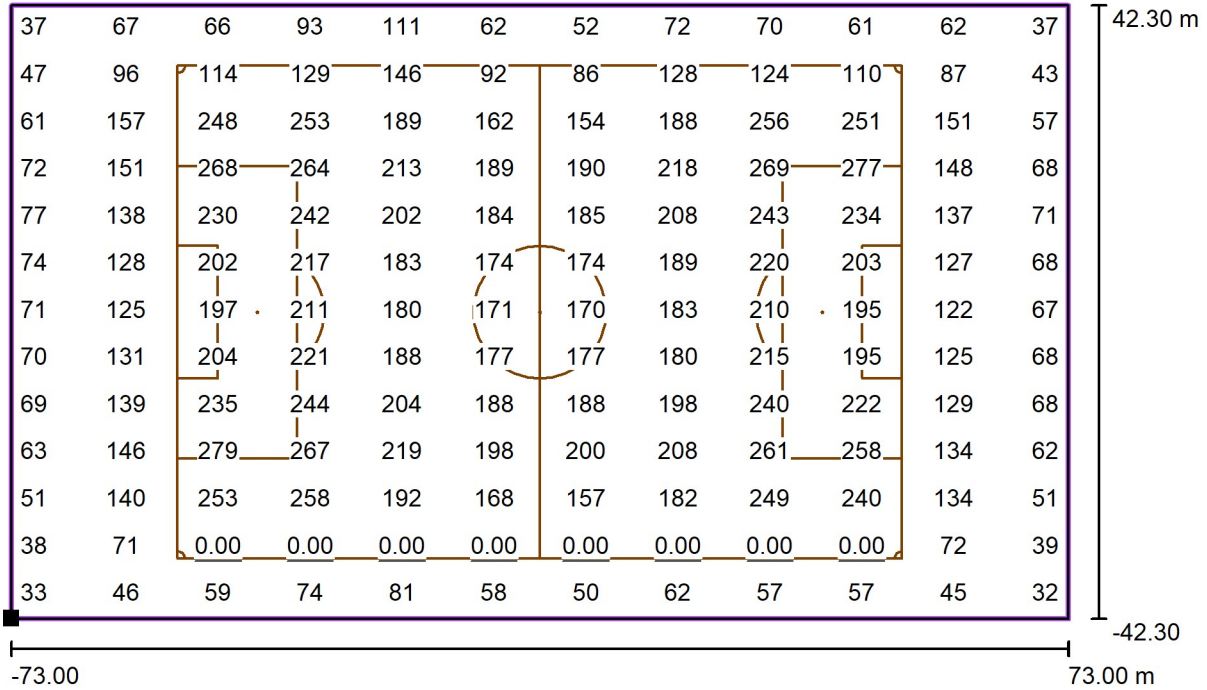


Grid: 23 x 13 Points

E_{av} [lx]	E_{min} [lx]	E_{max} [lx]	u0	E_{min} / E_{max}
139	0.00	305	0.00	0.00

Operator
Telephone
Fax
e-Mail

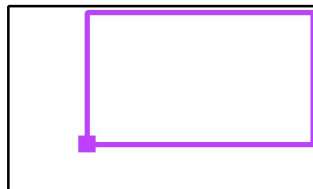
Exterior Scene 1 / Soccer Field 1 Calculation Grid (TA) / Value Chart (E, Horizontal)



Values in Lux, Scale 1 : 1044

Not all calculated values could be displayed.

Position of surface in external scene:
Marked point: (-49.214 m, -5.100 m, 0.000 m)



Grid: 23 x 13 Points

E_{av} [lx]
139

E_{min} [lx]
0.00

E_{max} [lx]
305

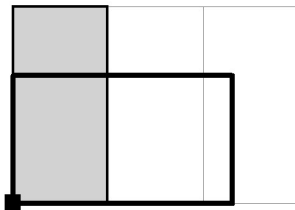
u_0
0.00

E_{min} / E_{max}
0.00



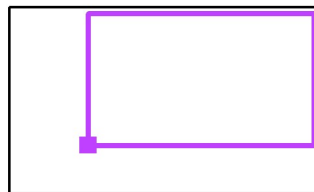
Operator
Telephone
Fax
e-Mail

Exterior Scene 1 / Soccer Field 1 Calculation Grid (TA) / Table (E, Horizontal)



Current Selection
 Further Selections

Position of surface in external scene:
Marked point: (-49.214 m, -5.100 m, 0.000 m)



81.346	37	55	67	63	66	69	93	122	111	86
74.838	47	72	96	107	114	122	129	142	146	126
68.331	61	98	157	204	248	252	253	218	189	186
61.823	72	112	151	209	268	296	264	235	213	200
55.315	77	104	138	187	230	256	242	214	202	191
48.808	74	95	128	170	202	224	217	198	183	181
42.300	71	93	125	139	197	214	211	196	180	176
35.792	70	95	131	171	204	226	221	202	188	183
29.285	69	98	139	190	235	261	244	220	204	195
22.777	63	99	146	208	279	<u>305</u>	267	238	219	206
16.269	51	82	140	200	253	262	258	212	192	191
9.762	38	59	71	100	<u>0.00</u>	<u>0.00</u>	<u>0.00</u>	<u>0.00</u>	<u>0.00</u>	<u>0.00</u>
3.254	33	43	46	53	59	75	74	80	81	70
m	3.174	9.522	15.870	22.218	28.566	34.914	41.262	47.609	53.957	60.305

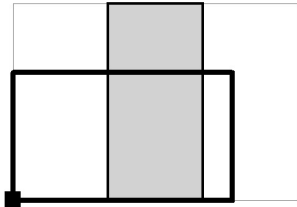
Attention: The coordinates refer to the image above. Values in Lux.

Grid: 23 x 13 Points

E_{av} [lx]	E_{min} [lx]	E_{max} [lx]	u0	E_{min} / E_{max}
139	0.00	305	0.00	0.00

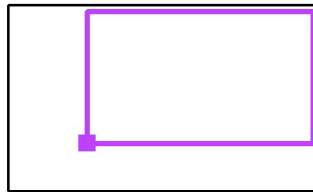
Operator
Telephone
Fax
e-Mail

Exterior Scene 1 / Soccer Field 1 Calculation Grid (TA) / Table (E, Horizontal)



■ Current Selection
□ Further Selections

Position of surface in external scene:
Marked point: (-49.214 m, -5.100 m, 0.000 m)



81.346	62	54	52	63	72	76	70	67	61	59
74.838	92	<u>0.00</u>	86	120	128	130	124	117	110	103
68.331	162	<u>0.00</u>	154	185	188	213	256	260	251	202
61.823	189	<u>0.00</u>	190	202	218	235	269	304	277	207
55.315	184	<u>0.00</u>	185	196	208	221	243	261	234	187
48.808	174	<u>0.00</u>	174	186	189	201	220	224	203	161
42.300	171	<u>0.00</u>	170	177	183	194	210	211	195	138
35.792	177	<u>0.00</u>	177	181	180	199	215	221	195	163
29.285	188	<u>0.00</u>	188	187	198	211	240	250	222	181
22.777	198	<u>0.00</u>	200	194	208	230	261	291	258	197
16.269	168	<u>0.00</u>	157	177	182	214	249	244	240	189
9.762	<u>0.00</u>	<u>0.00</u>	<u>0.00</u>	<u>0.00</u>	<u>0.00</u>	<u>0.00</u>	<u>0.00</u>	<u>0.00</u>	<u>0.00</u>	95
3.254	58	50	50	55	62	61	57	59	57	51
m	66.653	73.001	79.349	85.697	92.045	98.393	104.741	111.089	117.437	123.785

Attention: The coordinates refer to the image above. Values in Lux.


Grid: 23 x 13 Points

E_{av} [lx]	E_{min} [lx]	E_{max} [lx]	u0	E_{min} / E_{max}
139	0.00	305	0.00	0.00

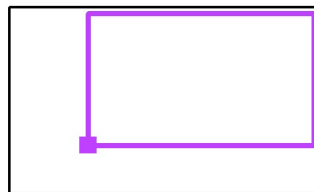


Operator
Telephone
Fax
e-Mail

Exterior Scene 1 / Soccer Field 1 Calculation Grid (TA) / Table (E, Horizontal)



Position of surface in external scene:
Marked point: (-49.214 m, -5.100 m, 0.000 m)



81.346	62	53	37
74.838	87	70	43
68.331	151	93	57
61.823	148	106	68
55.315	137	99	71
48.808	127	93	68
42.300	122	90	67
35.792	125	90	68
29.285	129	94	68
22.777	134	96	62
16.269	134	81	51
9.762	72	57	39
3.254	45	44	32

m 130.133 136.481 142.828

Attention: The coordinates refer to the image above. Values in Lux.


Grid: 23 x 13 Points

E_{av} [lx]	E_{min} [lx]	E_{max} [lx]	u0	E_{min} / E_{max}
139	0.00	305	0.00	0.00

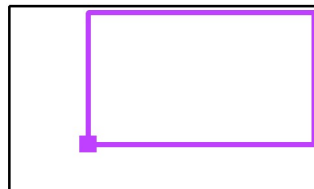


Operator
Telephone
Fax
e-Mail

Exterior Scene 1 / Soccer Field 1 Calculation Grid (TA) / Point values (E, horizontal)



Position of surface in external scene:
Marked point: (-49.214 m, -5.100 m, 0.000 m)



No.	Position [m]			Value [lx]
	X	Y	Z	
1	-46.040	-1.846	0.000	33
2	-39.692	-1.846	0.000	43
3	-33.344	-1.846	0.000	46
4	-26.996	-1.846	0.000	53
5	-20.648	-1.846	0.000	59

Quantity Points: 299

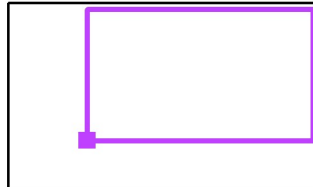
E_{av} [lx]	E_{min} [lx]	E_{max} [lx]	u0	E_{min} / E_{max}
139	0.00	305	0.00	0.00



Operator
Telephone
Fax
e-Mail

Exterior Scene 1 / Soccer Field 1 Calculation Grid (TA) / Point values (E, horizontal)

Position of surface in external scene:
Marked point: (-49.214 m, -5.100 m, 0.000 m)



No.	Position [m]			Value [lx]
	X	Y	Z	
6	-14.300	-1.846	0.000	75
7	-7.952	-1.846	0.000	74
8	-1.604	-1.846	0.000	80
9	4.743	-1.846	0.000	81
10	11.091	-1.846	0.000	70
11	17.439	-1.846	0.000	58
12	23.787	-1.846	0.000	50
13	30.135	-1.846	0.000	50
14	36.483	-1.846	0.000	55
15	42.831	-1.846	0.000	62
16	49.179	-1.846	0.000	61
17	55.527	-1.846	0.000	57
18	61.875	-1.846	0.000	59
19	68.223	-1.846	0.000	57
20	74.571	-1.846	0.000	51
21	80.919	-1.846	0.000	45
22	87.267	-1.846	0.000	44
23	93.615	-1.846	0.000	32
24	-46.040	4.662	0.000	38
25	-39.692	4.662	0.000	59
26	-33.344	4.662	0.000	71
27	-26.996	4.662	0.000	100
28	-20.648	4.662	0.000	0.00
29	-14.300	4.662	0.000	0.00
30	-7.952	4.662	0.000	0.00
31	-1.604	4.662	0.000	0.00
32	4.743	4.662	0.000	0.00

Quantity Points: 299

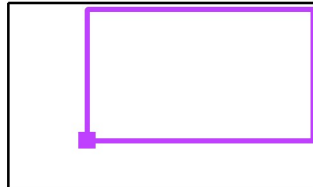
E_{av} [lx]	E_{min} [lx]	E_{max} [lx]	u0	E_{min} / E_{max}
139	0.00	305	0.00	0.00



Operator
 Telephone
 Fax
 e-Mail

Exterior Scene 1 / Soccer Field 1 Calculation Grid (TA) / Point values (E, horizontal)

Position of surface in external scene:
 Marked point: (-49.214 m, -5.100 m, 0.000 m)



No.	Position [m]			Value [lx]
	X	Y	Z	
33	11.091	4.662	0.000	0.00
34	17.439	4.662	0.000	0.00
35	23.787	4.662	0.000	0.00
36	30.135	4.662	0.000	0.00
37	36.483	4.662	0.000	0.00
38	42.831	4.662	0.000	0.00
39	49.179	4.662	0.000	0.00
40	55.527	4.662	0.000	0.00
41	61.875	4.662	0.000	0.00
42	68.223	4.662	0.000	0.00
43	74.571	4.662	0.000	95
44	80.919	4.662	0.000	72
45	87.267	4.662	0.000	57
46	93.615	4.662	0.000	39
47	-46.040	11.169	0.000	51
48	-39.692	11.169	0.000	82
49	-33.344	11.169	0.000	140
50	-26.996	11.169	0.000	200
51	-20.648	11.169	0.000	253
52	-14.300	11.169	0.000	262
53	-7.952	11.169	0.000	258
54	-1.604	11.169	0.000	212
55	4.743	11.169	0.000	192
56	11.091	11.169	0.000	191
57	17.439	11.169	0.000	168
58	23.787	11.169	0.000	0.00
59	30.135	11.169	0.000	157

Quantity Points: 299

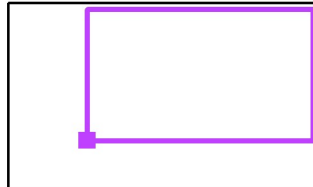
E_{av} [lx]	E_{min} [lx]	E_{max} [lx]	u0	E_{min} / E_{max}
139	0.00	305	0.00	0.00



Operator
 Telephone
 Fax
 e-Mail

Exterior Scene 1 / Soccer Field 1 Calculation Grid (TA) / Point values (E, horizontal)

Position of surface in external scene:
 Marked point: (-49.214 m, -5.100 m, 0.000 m)



No.	Position [m]			Value [lx]
	X	Y	Z	
60	36.483	11.169	0.000	177
61	42.831	11.169	0.000	182
62	49.179	11.169	0.000	214
63	55.527	11.169	0.000	249
64	61.875	11.169	0.000	244
65	68.223	11.169	0.000	240
66	74.571	11.169	0.000	189
67	80.919	11.169	0.000	134
68	87.267	11.169	0.000	81
69	93.615	11.169	0.000	51
70	-46.040	17.677	0.000	63
71	-39.692	17.677	0.000	99
72	-33.344	17.677	0.000	146
73	-26.996	17.677	0.000	208
74	-20.648	17.677	0.000	279
75	-14.300	17.677	0.000	305
76	-7.952	17.677	0.000	267
77	-1.604	17.677	0.000	238
78	4.743	17.677	0.000	219
79	11.091	17.677	0.000	206
80	17.439	17.677	0.000	198
81	23.787	17.677	0.000	0.00
82	30.135	17.677	0.000	200
83	36.483	17.677	0.000	194
84	42.831	17.677	0.000	208
85	49.179	17.677	0.000	230
86	55.527	17.677	0.000	261

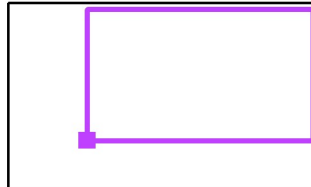
Quantity Points: 299

E_{av} [lx]	E_{min} [lx]	E_{max} [lx]	u0	E_{min} / E_{max}
139	0.00	305	0.00	0.00

Operator
Telephone
Fax
e-Mail

Exterior Scene 1 / Soccer Field 1 Calculation Grid (TA) / Point values (E, horizontal)

Position of surface in external scene:
Marked point: (-49.214 m, -5.100 m, 0.000 m)



No.	Position [m]			Value [lx]
	X	Y	Z	
87	61.875	17.677	0.000	291
88	68.223	17.677	0.000	258
89	74.571	17.677	0.000	197
90	80.919	17.677	0.000	134
91	87.267	17.677	0.000	96
92	93.615	17.677	0.000	62
93	-46.040	24.185	0.000	69
94	-39.692	24.185	0.000	98
95	-33.344	24.185	0.000	139
96	-26.996	24.185	0.000	190
97	-20.648	24.185	0.000	235
98	-14.300	24.185	0.000	261
99	-7.952	24.185	0.000	244
100	-1.604	24.185	0.000	220
101	4.743	24.185	0.000	204
102	11.091	24.185	0.000	195
103	17.439	24.185	0.000	188
104	23.787	24.185	0.000	0.00
105	30.135	24.185	0.000	188
106	36.483	24.185	0.000	187
107	42.831	24.185	0.000	198
108	49.179	24.185	0.000	211
109	55.527	24.185	0.000	240
110	61.875	24.185	0.000	250
111	68.223	24.185	0.000	222
112	74.571	24.185	0.000	181
113	80.919	24.185	0.000	129

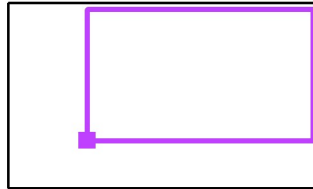
Quantity Points: 299

E_{av} [lx]	E_{min} [lx]	E_{max} [lx]	u0	E_{min} / E_{max}
139	0.00	305	0.00	0.00

Operator
Telephone
Fax
e-Mail

Exterior Scene 1 / Soccer Field 1 Calculation Grid (TA) / Point values (E, horizontal)

Position of surface in external scene:
Marked point: (-49.214 m, -5.100 m, 0.000 m)



No.	Position [m]			Value [lx]
	X	Y	Z	
114	87.267	24.185	0.000	94
115	93.615	24.185	0.000	68
116	-46.040	30.692	0.000	70
117	-39.692	30.692	0.000	95
118	-33.344	30.692	0.000	131
119	-26.996	30.692	0.000	171
120	-20.648	30.692	0.000	204
121	-14.300	30.692	0.000	226
122	-7.952	30.692	0.000	221
123	-1.604	30.692	0.000	202
124	4.743	30.692	0.000	188
125	11.091	30.692	0.000	183
126	17.439	30.692	0.000	177
127	23.787	30.692	0.000	0.00
128	30.135	30.692	0.000	177
129	36.483	30.692	0.000	181
130	42.831	30.692	0.000	180
131	49.179	30.692	0.000	199
132	55.527	30.692	0.000	215
133	61.875	30.692	0.000	221
134	68.223	30.692	0.000	195
135	74.571	30.692	0.000	163
136	80.919	30.692	0.000	125
137	87.267	30.692	0.000	90
138	93.615	30.692	0.000	68
139	-46.040	37.200	0.000	71
140	-39.692	37.200	0.000	93

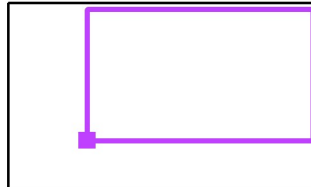
Quantity Points: 299

E_{av} [lx]	E_{min} [lx]	E_{max} [lx]	u0	E_{min} / E_{max}
139	0.00	305	0.00	0.00

Operator
Telephone
Fax
e-Mail

Exterior Scene 1 / Soccer Field 1 Calculation Grid (TA) / Point values (E, horizontal)

Position of surface in external scene:
Marked point: (-49.214 m, -5.100 m, 0.000 m)



No.	Position [m]			Value [lx]
	X	Y	Z	
141	-33.344	37.200	0.000	125
142	-26.996	37.200	0.000	139
143	-20.648	37.200	0.000	197
144	-14.300	37.200	0.000	214
145	-7.952	37.200	0.000	211
146	-1.604	37.200	0.000	196
147	4.743	37.200	0.000	180
148	11.091	37.200	0.000	176
149	17.439	37.200	0.000	171
150	23.787	37.200	0.000	0.00
151	30.135	37.200	0.000	170
152	36.483	37.200	0.000	177
153	42.831	37.200	0.000	183
154	49.179	37.200	0.000	194
155	55.527	37.200	0.000	210
156	61.875	37.200	0.000	211
157	68.223	37.200	0.000	195
158	74.571	37.200	0.000	138
159	80.919	37.200	0.000	122
160	87.267	37.200	0.000	90
161	93.615	37.200	0.000	67
162	-46.040	43.708	0.000	74
163	-39.692	43.708	0.000	95
164	-33.344	43.708	0.000	128
165	-26.996	43.708	0.000	170
166	-20.648	43.708	0.000	202
167	-14.300	43.708	0.000	224

Quantity Points: 299

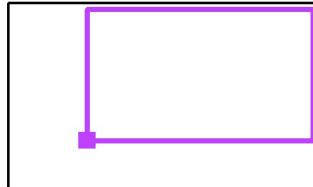
E_{av} [lx]	E_{min} [lx]	E_{max} [lx]	u0	E_{min} / E_{max}
139	0.00	305	0.00	0.00



Operator
 Telephone
 Fax
 e-Mail

Exterior Scene 1 / Soccer Field 1 Calculation Grid (TA) / Point values (E, horizontal)

Position of surface in external scene:
 Marked point: (-49.214 m, -5.100 m, 0.000 m)



No.	Position [m]			Value [lx]
	X	Y	Z	
168	-7.952	43.708	0.000	217
169	-1.604	43.708	0.000	198
170	4.743	43.708	0.000	183
171	11.091	43.708	0.000	181
172	17.439	43.708	0.000	174
173	23.787	43.708	0.000	0.00
174	30.135	43.708	0.000	174
175	36.483	43.708	0.000	186
176	42.831	43.708	0.000	189
177	49.179	43.708	0.000	201
178	55.527	43.708	0.000	220
179	61.875	43.708	0.000	224
180	68.223	43.708	0.000	203
181	74.571	43.708	0.000	161
182	80.919	43.708	0.000	127
183	87.267	43.708	0.000	93
184	93.615	43.708	0.000	68
185	-46.040	50.215	0.000	77
186	-39.692	50.215	0.000	104
187	-33.344	50.215	0.000	138
188	-26.996	50.215	0.000	187
189	-20.648	50.215	0.000	230
190	-14.300	50.215	0.000	256
191	-7.952	50.215	0.000	242
192	-1.604	50.215	0.000	214
193	4.743	50.215	0.000	202
194	11.091	50.215	0.000	191

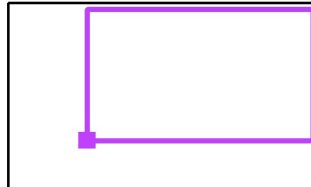
Quantity Points: 299

E_{av} [lx]	E_{min} [lx]	E_{max} [lx]	u0	E_{min} / E_{max}
139	0.00	305	0.00	0.00

Operator
Telephone
Fax
e-Mail

Exterior Scene 1 / Soccer Field 1 Calculation Grid (TA) / Point values (E, horizontal)

Position of surface in external scene:
Marked point: (-49.214 m, -5.100 m, 0.000 m)



No.	Position [m]			Value [lx]
	X	Y	Z	
195	17.439	50.215	0.000	184
196	23.787	50.215	0.000	0.00
197	30.135	50.215	0.000	185
198	36.483	50.215	0.000	196
199	42.831	50.215	0.000	208
200	49.179	50.215	0.000	221
201	55.527	50.215	0.000	243
202	61.875	50.215	0.000	261
203	68.223	50.215	0.000	234
204	74.571	50.215	0.000	187
205	80.919	50.215	0.000	137
206	87.267	50.215	0.000	99
207	93.615	50.215	0.000	71
208	-46.040	56.723	0.000	72
209	-39.692	56.723	0.000	112
210	-33.344	56.723	0.000	151
211	-26.996	56.723	0.000	209
212	-20.648	56.723	0.000	268
213	-14.300	56.723	0.000	296
214	-7.952	56.723	0.000	264
215	-1.604	56.723	0.000	235
216	4.743	56.723	0.000	213
217	11.091	56.723	0.000	200
218	17.439	56.723	0.000	189
219	23.787	56.723	0.000	0.00
220	30.135	56.723	0.000	190
221	36.483	56.723	0.000	202

Quantity Points: 299

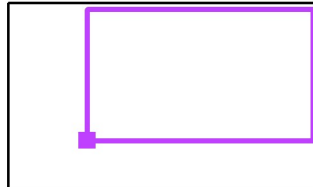
E_{av} [lx]	E_{min} [lx]	E_{max} [lx]	u0	E_{min} / E_{max}
139	0.00	305	0.00	0.00



Operator
Telephone
Fax
e-Mail

Exterior Scene 1 / Soccer Field 1 Calculation Grid (TA) / Point values (E, horizontal)

Position of surface in external scene:
Marked point: (-49.214 m, -5.100 m, 0.000 m)



No.	Position [m]			Value [lx]
	X	Y	Z	
222	42.831	56.723	0.000	218
223	49.179	56.723	0.000	235
224	55.527	56.723	0.000	269
225	61.875	56.723	0.000	304
226	68.223	56.723	0.000	277
227	74.571	56.723	0.000	207
228	80.919	56.723	0.000	148
229	87.267	56.723	0.000	106
230	93.615	56.723	0.000	68
231	-46.040	63.231	0.000	61
232	-39.692	63.231	0.000	98
233	-33.344	63.231	0.000	157
234	-26.996	63.231	0.000	204
235	-20.648	63.231	0.000	248
236	-14.300	63.231	0.000	252
237	-7.952	63.231	0.000	253
238	-1.604	63.231	0.000	218
239	4.743	63.231	0.000	189
240	11.091	63.231	0.000	186
241	17.439	63.231	0.000	162
242	23.787	63.231	0.000	0.00
243	30.135	63.231	0.000	154
244	36.483	63.231	0.000	185
245	42.831	63.231	0.000	188
246	49.179	63.231	0.000	213
247	55.527	63.231	0.000	256
248	61.875	63.231	0.000	260

Quantity Points: 299

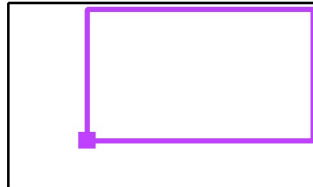
E_{av} [lx]	E_{min} [lx]	E_{max} [lx]	u0	E_{min} / E_{max}
139	0.00	305	0.00	0.00



Operator
 Telephone
 Fax
 e-Mail

Exterior Scene 1 / Soccer Field 1 Calculation Grid (TA) / Point values (E, horizontal)

Position of surface in external scene:
 Marked point: (-49.214 m, -5.100 m, 0.000 m)



No.	Position [m]			Value [lx]
	X	Y	Z	
249	68.223	63.231	0.000	251
250	74.571	63.231	0.000	202
251	80.919	63.231	0.000	151
252	87.267	63.231	0.000	93
253	93.615	63.231	0.000	57
254	-46.040	69.738	0.000	47
255	-39.692	69.738	0.000	72
256	-33.344	69.738	0.000	96
257	-26.996	69.738	0.000	107
258	-20.648	69.738	0.000	114
259	-14.300	69.738	0.000	122
260	-7.952	69.738	0.000	129
261	-1.604	69.738	0.000	142
262	4.743	69.738	0.000	146
263	11.091	69.738	0.000	126
264	17.439	69.738	0.000	92
265	23.787	69.738	0.000	0.00
266	30.135	69.738	0.000	86
267	36.483	69.738	0.000	120
268	42.831	69.738	0.000	128
269	49.179	69.738	0.000	130
270	55.527	69.738	0.000	124
271	61.875	69.738	0.000	117
272	68.223	69.738	0.000	110
273	74.571	69.738	0.000	103
274	80.919	69.738	0.000	87
275	87.267	69.738	0.000	70

Quantity Points: 299

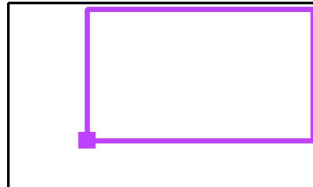
E_{av} [lx]	E_{min} [lx]	E_{max} [lx]	u0	E_{min} / E_{max}
139	0.00	305	0.00	0.00



Operator
 Telephone
 Fax
 e-Mail

Exterior Scene 1 / Soccer Field 1 Calculation Grid (TA) / Point values (E, horizontal)

Position of surface in external scene:
 Marked point: (-49.214 m, -5.100 m, 0.000 m)



No.	Position [m]			Value [lx]
	X	Y	Z	
276	93.615	69.738	0.000	43
277	-46.040	76.246	0.000	37
278	-39.692	76.246	0.000	55
279	-33.344	76.246	0.000	67
280	-26.996	76.246	0.000	63
281	-20.648	76.246	0.000	66
282	-14.300	76.246	0.000	69
283	-7.952	76.246	0.000	93
284	-1.604	76.246	0.000	122
285	4.743	76.246	0.000	111
286	11.091	76.246	0.000	86
287	17.439	76.246	0.000	62
288	23.787	76.246	0.000	54
289	30.135	76.246	0.000	52
290	36.483	76.246	0.000	63
291	42.831	76.246	0.000	72
292	49.179	76.246	0.000	76
293	55.527	76.246	0.000	70
294	61.875	76.246	0.000	67
295	68.223	76.246	0.000	61
296	74.571	76.246	0.000	59
297	80.919	76.246	0.000	62
298	87.267	76.246	0.000	53
299	93.615	76.246	0.000	37

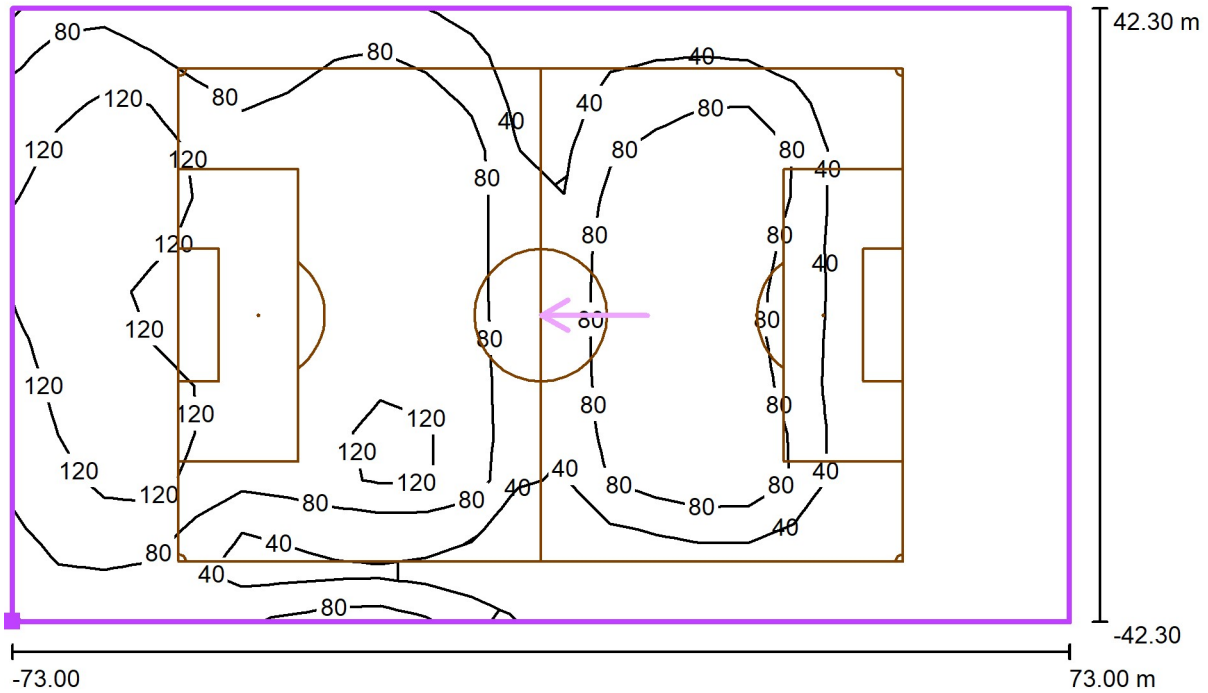
Quantity Points: 299

E_{av} [lx]	E_{min} [lx]	E_{max} [lx]	u0	E_{min} / E_{max}
139	0.00	305	0.00	0.00



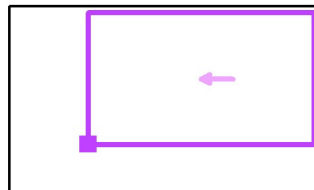
Operator
Telephone
Fax
e-Mail

Exterior Scene 1 / Soccer Field 1 Calculation Grid (TA) / Isolines (E, Vertical)



Values in Lux, Scale 1 : 1044

Position of surface in external scene:
Marked point: (-49.214 m, -5.100 m, 0.000 m)



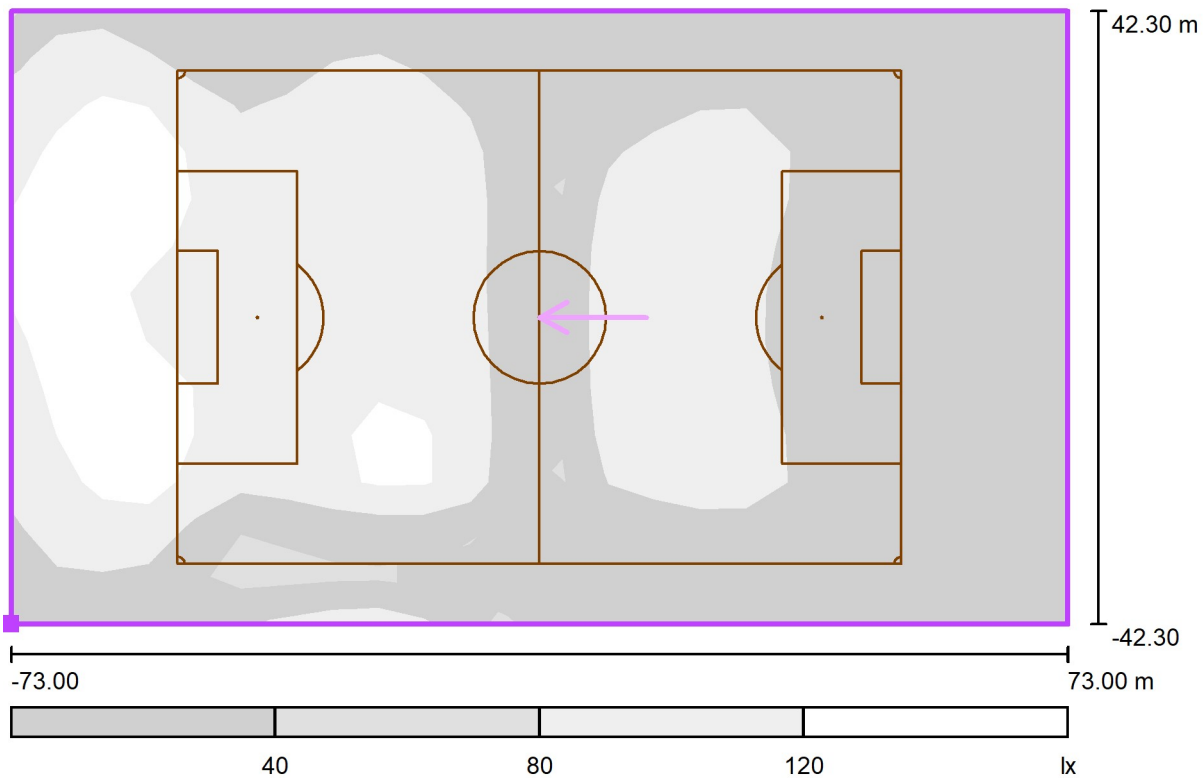
Grid: 23 x 13 Points

E_{av} [lx]	E_{min} [lx]	E_{max} [lx]	u0	E_{min} / E_{max}
65	0.00	153	0.00	0.00



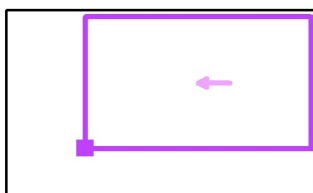
Operator
Telephone
Fax
e-Mail

Exterior Scene 1 / Soccer Field 1 Calculation Grid (TA) / Greyscale (E, Vertical)



Scale 1 : 1044

Position of surface in external scene:
Marked point: (-49.214 m, -5.100 m, 0.000 m)



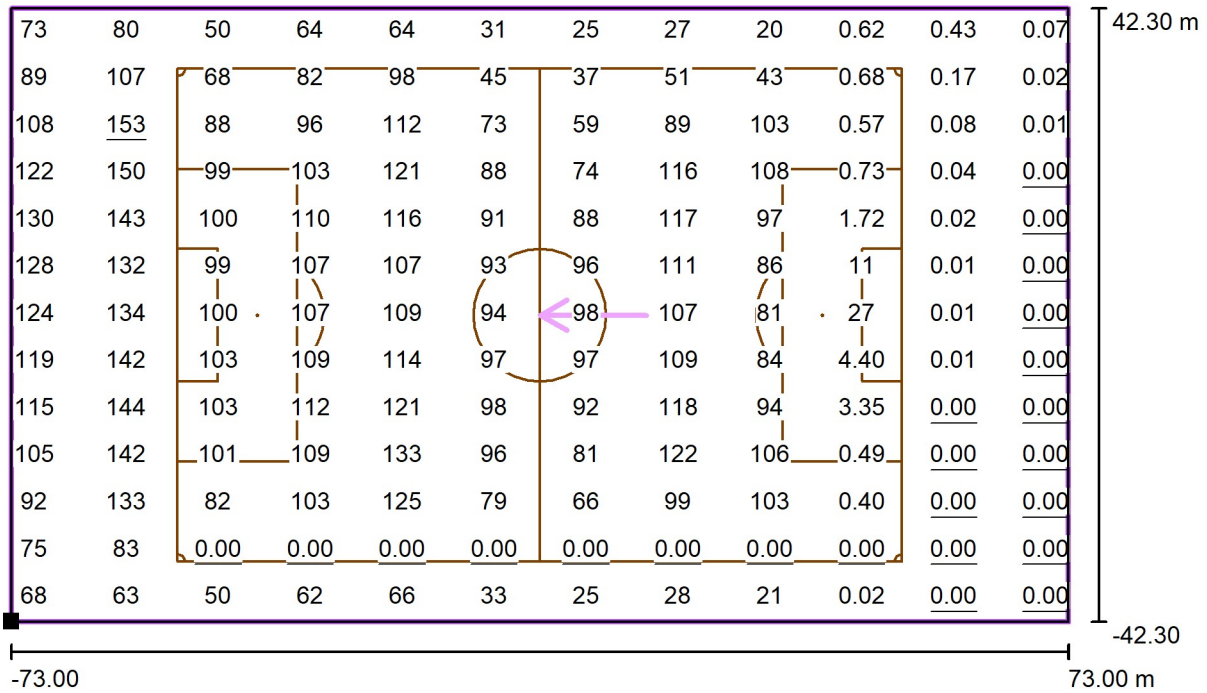
Grid: 23 x 13 Points

E_{av} [lx]	E_{min} [lx]	E_{max} [lx]	u0	E_{min} / E_{max}
65	0.00	153	0.00	0.00



Operator
Telephone
Fax
e-Mail

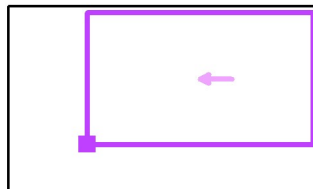
Exterior Scene 1 / Soccer Field 1 Calculation Grid (TA) / Value Chart (E, Vertical)



Values in Lux, Scale 1 : 1044

Not all calculated values could be displayed.

Position of surface in external scene:
Marked point: (-49.214 m, -5.100 m, 0.000 m)



Grid: 23 x 13 Points

E_{av} [lx]
65

E_{min} [lx]
0.00

E_{max} [lx]
153

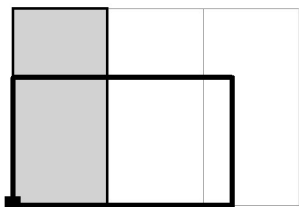
u_0
0.00

E_{min} / E_{max}
0.00



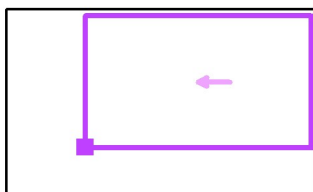
Operator
Telephone
Fax
e-Mail

Exterior Scene 1 / Soccer Field 1 Calculation Grid (TA) / Table (E, Vertical)



Current Selection
 Further Selections

Position of surface in external scene:
Marked point: (-49.214 m, -5.100 m, 0.000 m)



81.346	73	86	80	61	50	53	64	70	64	47
74.838	89	108	107	86	68	71	82	96	98	72
68.331	108	135	<u>153</u>	129	88	84	96	110	112	106
61.823	122	147	150	140	99	92	103	119	121	112
55.315	130	142	143	135	100	96	110	113	116	108
48.808	128	135	132	109	99	99	107	110	107	104
42.300	124	133	134	67	100	102	107	113	109	103
35.792	119	133	142	133	103	100	109	115	114	109
29.285	115	133	144	138	103	99	112	121	121	114
22.777	105	129	142	137	101	97	109	124	133	122
16.269	92	111	133	121	82	85	103	116	125	115
9.762	75	91	83	81	<u>0.00</u>	<u>0.00</u>	<u>0.00</u>	<u>0.00</u>	<u>0.00</u>	<u>0.00</u>
3.254	68	72	63	56	50	56	62	71	66	49
m	3.174	9.522	15.870	22.218	28.566	34.914	41.262	47.609	53.957	60.305

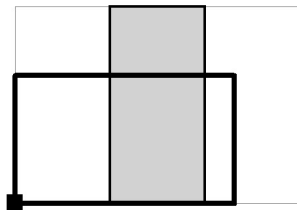
Attention: The coordinates refer to the image above. Values in Lux.

Grid: 23 x 13 Points

E_{av} [lx]	E_{min} [lx]	E_{max} [lx]	u0	E_{min} / E_{max}
65	0.00	153	0.00	0.00

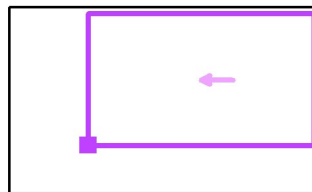
Operator
Telephone
Fax
e-Mail

Exterior Scene 1 / Soccer Field 1 Calculation Grid (TA) / Table (E, Vertical)



■ Current Selection
□ Further Selections

Position of surface in external scene:
Marked point: (-49.214 m, -5.100 m, 0.000 m)



81.346	31	24	25	27	27	26	20	10	0.62	0.54
74.838	45	<u>0.00</u>	37	45	51	55	43	20	0.68	0.24
68.331	73	<u>0.00</u>	59	71	89	109	103	47	0.57	0.12
61.823	88	<u>0.00</u>	74	93	116	127	108	56	0.73	0.07
55.315	91	<u>0.00</u>	88	106	117	115	97	48	1.72	0.04
48.808	93	<u>0.00</u>	96	108	111	105	86	43	11	0.03
42.300	94	<u>0.00</u>	98	107	107	102	81	41	27	0.02
35.792	97	<u>0.00</u>	97	108	109	104	84	40	4.40	0.01
29.285	98	<u>0.00</u>	92	107	118	113	94	47	3.35	0.01
22.777	96	<u>0.00</u>	81	101	122	125	106	53	0.49	0.01
16.269	79	<u>0.00</u>	66	79	99	114	103	45	0.40	0.01
9.762	<u>0.00</u>	<u>0.00</u>	<u>0.00</u>	<u>0.00</u>	<u>0.00</u>	<u>0.00</u>	<u>0.00</u>	<u>0.00</u>	<u>0.00</u>	<u>0.00</u>
3.254	33	23	25	27	28	26	21	10	0.02	<u>0.00</u>
m	66.653	73.001	79.349	85.697	92.045	98.393	104.741	111.089	117.437	123.785

Attention: The coordinates refer to the image above. Values in Lux.


Grid: 23 x 13 Points

E_{av} [lx]	E_{min} [lx]	E_{max} [lx]	u0	E_{min} / E_{max}
65	0.00	153	0.00	0.00

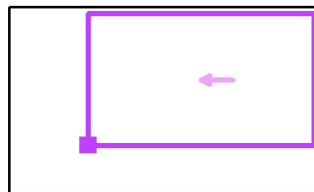


Operator
Telephone
Fax
e-Mail

Exterior Scene 1 / Soccer Field 1 Calculation Grid (TA) / Table (E, Vertical)



Position of surface in external scene:
Marked point: (-49.214 m, -5.100 m, 0.000 m)



81.346	0.43	0.27	0.07
74.838	0.17	0.08	0.02
68.331	0.08	0.03	0.01
61.823	0.04	0.02	<u>0.00</u>
55.315	0.02	0.01	<u>0.00</u>
48.808	0.01	0.01	<u>0.00</u>
42.300	0.01	<u>0.00</u>	<u>0.00</u>
35.792	0.01	<u>0.00</u>	<u>0.00</u>
29.285	<u>0.00</u>	<u>0.00</u>	<u>0.00</u>
22.777	<u>0.00</u>	<u>0.00</u>	<u>0.00</u>
16.269	<u>0.00</u>	<u>0.00</u>	<u>0.00</u>
9.762	<u>0.00</u>	<u>0.00</u>	<u>0.00</u>
3.254	<u>0.00</u>	<u>0.00</u>	<u>0.00</u>

m 130.133 136.481 142.828

Attention: The coordinates refer to the image above. Values in Lux.


Grid: 23 x 13 Points

E_{av} [lx]	E_{min} [lx]	E_{max} [lx]	u0	E_{min} / E_{max}
65	0.00	153	0.00	0.00

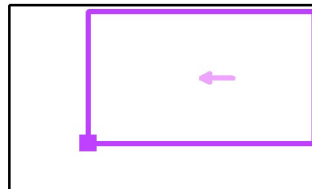


Operator
Telephone
Fax
e-Mail

Exterior Scene 1 / Soccer Field 1 Calculation Grid (TA) / Point values (E, vertical)



Position of surface in external scene:
Marked point: (-49.214 m, -5.100 m, 0.000 m)



No.	Position [m]			Value [lx]
	X	Y	Z	
1	-46.040	-1.846	0.000	68
2	-39.692	-1.846	0.000	72
3	-33.344	-1.846	0.000	63
4	-26.996	-1.846	0.000	56
5	-20.648	-1.846	0.000	50

Quantity Points: 299

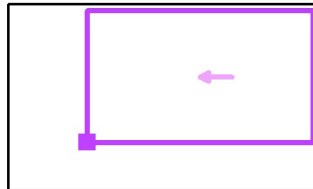
E_{av} [lx]	E_{min} [lx]	E_{max} [lx]	u0	E_{min} / E_{max}
65	0.00	153	0.00	0.00



Operator
 Telephone
 Fax
 e-Mail

Exterior Scene 1 / Soccer Field 1 Calculation Grid (TA) / Point values (E, vertical)

Position of surface in external scene:
 Marked point: (-49.214 m, -5.100 m,
 0.000 m)



No.	Position [m]			Value [lx]
	X	Y	Z	
6	-14.300	-1.846	0.000	56
7	-7.952	-1.846	0.000	62
8	-1.604	-1.846	0.000	71
9	4.743	-1.846	0.000	66
10	11.091	-1.846	0.000	49
11	17.439	-1.846	0.000	33
12	23.787	-1.846	0.000	23
13	30.135	-1.846	0.000	25
14	36.483	-1.846	0.000	27
15	42.831	-1.846	0.000	28
16	49.179	-1.846	0.000	26
17	55.527	-1.846	0.000	21
18	61.875	-1.846	0.000	10
19	68.223	-1.846	0.000	0.02
20	74.571	-1.846	0.000	0.00
21	80.919	-1.846	0.000	0.00
22	87.267	-1.846	0.000	0.00
23	93.615	-1.846	0.000	0.00
24	-46.040	4.662	0.000	75
25	-39.692	4.662	0.000	91
26	-33.344	4.662	0.000	83
27	-26.996	4.662	0.000	81
28	-20.648	4.662	0.000	0.00
29	-14.300	4.662	0.000	0.00
30	-7.952	4.662	0.000	0.00
31	-1.604	4.662	0.000	0.00
32	4.743	4.662	0.000	0.00

Quantity Points: 299

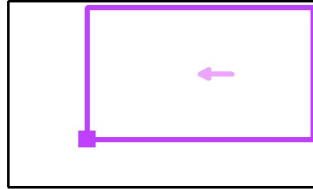
E_{av} [lx]	E_{min} [lx]	E_{max} [lx]	u0	E_{min} / E_{max}
65	0.00	153	0.00	0.00



Operator
 Telephone
 Fax
 e-Mail

Exterior Scene 1 / Soccer Field 1 Calculation Grid (TA) / Point values (E, vertical)

Position of surface in external scene:
 Marked point: (-49.214 m, -5.100 m, 0.000 m)



No.	Position [m]			Z	Value [lx]
	X	Y			
33	11.091	4.662		0.000	0.00
34	17.439	4.662		0.000	0.00
35	23.787	4.662		0.000	0.00
36	30.135	4.662		0.000	0.00
37	36.483	4.662		0.000	0.00
38	42.831	4.662		0.000	0.00
39	49.179	4.662		0.000	0.00
40	55.527	4.662		0.000	0.00
41	61.875	4.662		0.000	0.00
42	68.223	4.662		0.000	0.00
43	74.571	4.662		0.000	0.00
44	80.919	4.662		0.000	0.00
45	87.267	4.662		0.000	0.00
46	93.615	4.662		0.000	0.00
47	-46.040	11.169		0.000	92
48	-39.692	11.169		0.000	111
49	-33.344	11.169		0.000	133
50	-26.996	11.169		0.000	121
51	-20.648	11.169		0.000	82
52	-14.300	11.169		0.000	85
53	-7.952	11.169		0.000	103
54	-1.604	11.169		0.000	116
55	4.743	11.169		0.000	125
56	11.091	11.169		0.000	115
57	17.439	11.169		0.000	79
58	23.787	11.169		0.000	0.00
59	30.135	11.169		0.000	66

Quantity Points: 299

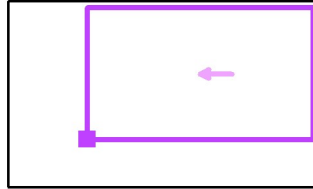
E_{av} [lx]	E_{min} [lx]	E_{max} [lx]	u0	E_{min} / E_{max}
65	0.00	153	0.00	0.00



Operator
 Telephone
 Fax
 e-Mail

Exterior Scene 1 / Soccer Field 1 Calculation Grid (TA) / Point values (E, vertical)

Position of surface in external scene:
 Marked point: (-49.214 m, -5.100 m,
 0.000 m)



No.	Position [m]			Z	Value [lx]
	X	Y			
60	36.483	11.169		0.000	79
61	42.831	11.169		0.000	99
62	49.179	11.169		0.000	114
63	55.527	11.169		0.000	103
64	61.875	11.169		0.000	45
65	68.223	11.169		0.000	0.40
66	74.571	11.169		0.000	0.01
67	80.919	11.169		0.000	0.00
68	87.267	11.169		0.000	0.00
69	93.615	11.169		0.000	0.00
70	-46.040	17.677		0.000	105
71	-39.692	17.677		0.000	129
72	-33.344	17.677		0.000	142
73	-26.996	17.677		0.000	137
74	-20.648	17.677		0.000	101
75	-14.300	17.677		0.000	97
76	-7.952	17.677		0.000	109
77	-1.604	17.677		0.000	124
78	4.743	17.677		0.000	133
79	11.091	17.677		0.000	122
80	17.439	17.677		0.000	96
81	23.787	17.677		0.000	0.00
82	30.135	17.677		0.000	81
83	36.483	17.677		0.000	101
84	42.831	17.677		0.000	122
85	49.179	17.677		0.000	125
86	55.527	17.677		0.000	106

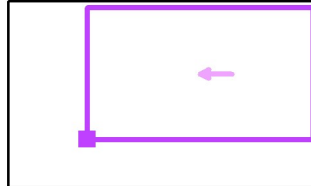
Quantity Points: 299

E_{av} [lx]	E_{min} [lx]	E_{max} [lx]	u0	E_{min} / E_{max}
65	0.00	153	0.00	0.00

Operator
Telephone
Fax
e-Mail

Exterior Scene 1 / Soccer Field 1 Calculation Grid (TA) / Point values (E, vertical)

Position of surface in external scene:
Marked point: (-49.214 m, -5.100 m,
0.000 m)



No.	Position [m]			Z	Value [lx]
	X	Y			
87	61.875	17.677		0.000	53
88	68.223	17.677		0.000	0.49
89	74.571	17.677		0.000	0.01
90	80.919	17.677		0.000	0.00
91	87.267	17.677		0.000	0.00
92	93.615	17.677		0.000	0.00
93	-46.040	24.185		0.000	115
94	-39.692	24.185		0.000	133
95	-33.344	24.185		0.000	144
96	-26.996	24.185		0.000	138
97	-20.648	24.185		0.000	103
98	-14.300	24.185		0.000	99
99	-7.952	24.185		0.000	112
100	-1.604	24.185		0.000	121
101	4.743	24.185		0.000	121
102	11.091	24.185		0.000	114
103	17.439	24.185		0.000	98
104	23.787	24.185		0.000	0.00
105	30.135	24.185		0.000	92
106	36.483	24.185		0.000	107
107	42.831	24.185		0.000	118
108	49.179	24.185		0.000	113
109	55.527	24.185		0.000	94
110	61.875	24.185		0.000	47
111	68.223	24.185		0.000	3.35
112	74.571	24.185		0.000	0.01
113	80.919	24.185		0.000	0.00

Quantity Points: 299

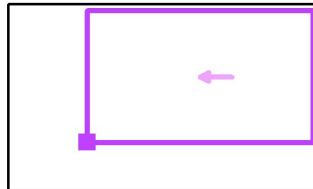
E_{av} [lx]	E_{min} [lx]	E_{max} [lx]	u0	E_{min} / E_{max}
65	0.00	153	0.00	0.00



Operator
 Telephone
 Fax
 e-Mail

Exterior Scene 1 / Soccer Field 1 Calculation Grid (TA) / Point values (E, vertical)

Position of surface in external scene:
 Marked point: (-49.214 m, -5.100 m, 0.000 m)



No.	Position [m]			Z	Value [lx]
	X	Y			
114	87.267	24.185		0.000	0.00
115	93.615	24.185		0.000	0.00
116	-46.040	30.692		0.000	119
117	-39.692	30.692		0.000	133
118	-33.344	30.692		0.000	142
119	-26.996	30.692		0.000	133
120	-20.648	30.692		0.000	103
121	-14.300	30.692		0.000	100
122	-7.952	30.692		0.000	109
123	-1.604	30.692		0.000	115
124	4.743	30.692		0.000	114
125	11.091	30.692		0.000	109
126	17.439	30.692		0.000	97
127	23.787	30.692		0.000	0.00
128	30.135	30.692		0.000	97
129	36.483	30.692		0.000	108
130	42.831	30.692		0.000	109
131	49.179	30.692		0.000	104
132	55.527	30.692		0.000	84
133	61.875	30.692		0.000	40
134	68.223	30.692		0.000	4.40
135	74.571	30.692		0.000	0.01
136	80.919	30.692		0.000	0.01
137	87.267	30.692		0.000	0.00
138	93.615	30.692		0.000	0.00
139	-46.040	37.200		0.000	124
140	-39.692	37.200		0.000	133

Quantity Points: 299

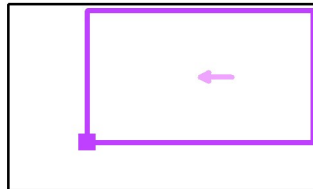
E_{av} [lx]	E_{min} [lx]	E_{max} [lx]	u0	E_{min} / E_{max}
65	0.00	153	0.00	0.00



Operator
 Telephone
 Fax
 e-Mail

Exterior Scene 1 / Soccer Field 1 Calculation Grid (TA) / Point values (E, vertical)

Position of surface in external scene:
 Marked point: (-49.214 m, -5.100 m,
 0.000 m)



No.	Position [m]			Z	Value [lx]
	X	Y			
141	-33.344	37.200		0.000	134
142	-26.996	37.200		0.000	67
143	-20.648	37.200		0.000	100
144	-14.300	37.200		0.000	102
145	-7.952	37.200		0.000	107
146	-1.604	37.200		0.000	113
147	4.743	37.200		0.000	109
148	11.091	37.200		0.000	103
149	17.439	37.200		0.000	94
150	23.787	37.200		0.000	0.00
151	30.135	37.200		0.000	98
152	36.483	37.200		0.000	107
153	42.831	37.200		0.000	107
154	49.179	37.200		0.000	102
155	55.527	37.200		0.000	81
156	61.875	37.200		0.000	41
157	68.223	37.200		0.000	27
158	74.571	37.200		0.000	0.02
159	80.919	37.200		0.000	0.01
160	87.267	37.200		0.000	0.00
161	93.615	37.200		0.000	0.00
162	-46.040	43.708		0.000	128
163	-39.692	43.708		0.000	135
164	-33.344	43.708		0.000	132
165	-26.996	43.708		0.000	109
166	-20.648	43.708		0.000	99
167	-14.300	43.708		0.000	99

Quantity Points: 299

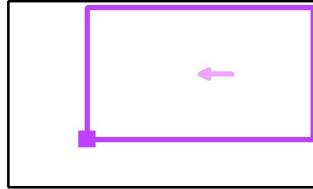
E_{av} [lx]	E_{min} [lx]	E_{max} [lx]	u0	E_{min} / E_{max}
65	0.00	153	0.00	0.00



Operator
 Telephone
 Fax
 e-Mail

Exterior Scene 1 / Soccer Field 1 Calculation Grid (TA) / Point values (E, vertical)

Position of surface in external scene:
 Marked point: (-49.214 m, -5.100 m, 0.000 m)



No.	Position [m]			Value [lx]
	X	Y	Z	
168	-7.952	43.708	0.000	107
169	-1.604	43.708	0.000	110
170	4.743	43.708	0.000	107
171	11.091	43.708	0.000	104
172	17.439	43.708	0.000	93
173	23.787	43.708	0.000	0.00
174	30.135	43.708	0.000	96
175	36.483	43.708	0.000	108
176	42.831	43.708	0.000	111
177	49.179	43.708	0.000	105
178	55.527	43.708	0.000	86
179	61.875	43.708	0.000	43
180	68.223	43.708	0.000	11
181	74.571	43.708	0.000	0.03
182	80.919	43.708	0.000	0.01
183	87.267	43.708	0.000	0.01
184	93.615	43.708	0.000	0.00
185	-46.040	50.215	0.000	130
186	-39.692	50.215	0.000	142
187	-33.344	50.215	0.000	143
188	-26.996	50.215	0.000	135
189	-20.648	50.215	0.000	100
190	-14.300	50.215	0.000	96
191	-7.952	50.215	0.000	110
192	-1.604	50.215	0.000	113
193	4.743	50.215	0.000	116
194	11.091	50.215	0.000	108

Quantity Points: 299

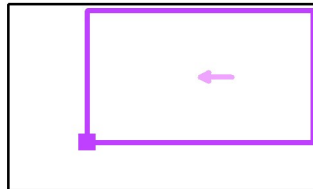
E_{av} [lx]	E_{min} [lx]	E_{max} [lx]	u0	E_{min} / E_{max}
65	0.00	153	0.00	0.00



Operator
 Telephone
 Fax
 e-Mail

Exterior Scene 1 / Soccer Field 1 Calculation Grid (TA) / Point values (E, vertical)

Position of surface in external scene:
 Marked point: (-49.214 m, -5.100 m,
 0.000 m)



No.	Position [m]			Z	Value [lx]
	X	Y			
195	17.439	50.215		0.000	91
196	23.787	50.215		0.000	0.00
197	30.135	50.215		0.000	88
198	36.483	50.215		0.000	106
199	42.831	50.215		0.000	117
200	49.179	50.215		0.000	115
201	55.527	50.215		0.000	97
202	61.875	50.215		0.000	48
203	68.223	50.215		0.000	1.72
204	74.571	50.215		0.000	0.04
205	80.919	50.215		0.000	0.02
206	87.267	50.215		0.000	0.01
207	93.615	50.215		0.000	0.00
208	-46.040	56.723		0.000	122
209	-39.692	56.723		0.000	147
210	-33.344	56.723		0.000	150
211	-26.996	56.723		0.000	140
212	-20.648	56.723		0.000	99
213	-14.300	56.723		0.000	92
214	-7.952	56.723		0.000	103
215	-1.604	56.723		0.000	119
216	4.743	56.723		0.000	121
217	11.091	56.723		0.000	112
218	17.439	56.723		0.000	88
219	23.787	56.723		0.000	0.00
220	30.135	56.723		0.000	74
221	36.483	56.723		0.000	93

Quantity Points: 299

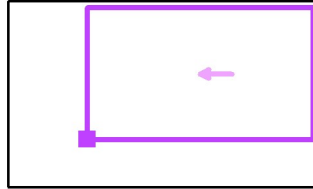
E_{av} [lx]	E_{min} [lx]	E_{max} [lx]	u0	E_{min} / E_{max}
65	0.00	153	0.00	0.00



Operator
 Telephone
 Fax
 e-Mail

Exterior Scene 1 / Soccer Field 1 Calculation Grid (TA) / Point values (E, vertical)

Position of surface in external scene:
 Marked point: (-49.214 m, -5.100 m, 0.000 m)



No.	Position [m]			Z	Value [lx]
	X	Y			
222	42.831	56.723		0.000	116
223	49.179	56.723		0.000	127
224	55.527	56.723		0.000	108
225	61.875	56.723		0.000	56
226	68.223	56.723		0.000	0.73
227	74.571	56.723		0.000	0.07
228	80.919	56.723		0.000	0.04
229	87.267	56.723		0.000	0.02
230	93.615	56.723		0.000	0.00
231	-46.040	63.231		0.000	108
232	-39.692	63.231		0.000	135
233	-33.344	63.231		0.000	153
234	-26.996	63.231		0.000	129
235	-20.648	63.231		0.000	88
236	-14.300	63.231		0.000	84
237	-7.952	63.231		0.000	96
238	-1.604	63.231		0.000	110
239	4.743	63.231		0.000	112
240	11.091	63.231		0.000	106
241	17.439	63.231		0.000	73
242	23.787	63.231		0.000	0.00
243	30.135	63.231		0.000	59
244	36.483	63.231		0.000	71
245	42.831	63.231		0.000	89
246	49.179	63.231		0.000	109
247	55.527	63.231		0.000	103
248	61.875	63.231		0.000	47

Quantity Points: 299

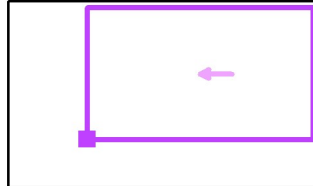
E_{av} [lx]	E_{min} [lx]	E_{max} [lx]	u0	E_{min} / E_{max}
65	0.00	153	0.00	0.00



Operator
 Telephone
 Fax
 e-Mail

Exterior Scene 1 / Soccer Field 1 Calculation Grid (TA) / Point values (E, vertical)

Position of surface in external scene:
 Marked point: (-49.214 m, -5.100 m, 0.000 m)



No.	Position [m]			Z	Value [lx]
	X	Y			
249	68.223	63.231		0.000	0.57
250	74.571	63.231		0.000	0.12
251	80.919	63.231		0.000	0.08
252	87.267	63.231		0.000	0.03
253	93.615	63.231		0.000	0.01
254	-46.040	69.738		0.000	89
255	-39.692	69.738		0.000	108
256	-33.344	69.738		0.000	107
257	-26.996	69.738		0.000	86
258	-20.648	69.738		0.000	68
259	-14.300	69.738		0.000	71
260	-7.952	69.738		0.000	82
261	-1.604	69.738		0.000	96
262	4.743	69.738		0.000	98
263	11.091	69.738		0.000	72
264	17.439	69.738		0.000	45
265	23.787	69.738		0.000	0.00
266	30.135	69.738		0.000	37
267	36.483	69.738		0.000	45
268	42.831	69.738		0.000	51
269	49.179	69.738		0.000	55
270	55.527	69.738		0.000	43
271	61.875	69.738		0.000	20
272	68.223	69.738		0.000	0.68
273	74.571	69.738		0.000	0.24
274	80.919	69.738		0.000	0.17
275	87.267	69.738		0.000	0.08

Quantity Points: 299

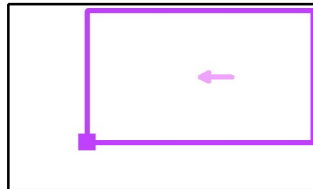
E_{av} [lx]	E_{min} [lx]	E_{max} [lx]	u0	E_{min} / E_{max}
65	0.00	153	0.00	0.00



Operator
 Telephone
 Fax
 e-Mail

Exterior Scene 1 / Soccer Field 1 Calculation Grid (TA) / Point values (E, vertical)

Position of surface in external scene:
 Marked point: (-49.214 m, -5.100 m, 0.000 m)



No.	Position [m]			Z	Value [lx]
	X	Y			
276	93.615	69.738		0.000	0.02
277	-46.040	76.246		0.000	73
278	-39.692	76.246		0.000	86
279	-33.344	76.246		0.000	80
280	-26.996	76.246		0.000	61
281	-20.648	76.246		0.000	50
282	-14.300	76.246		0.000	53
283	-7.952	76.246		0.000	64
284	-1.604	76.246		0.000	70
285	4.743	76.246		0.000	64
286	11.091	76.246		0.000	47
287	17.439	76.246		0.000	31
288	23.787	76.246		0.000	24
289	30.135	76.246		0.000	25
290	36.483	76.246		0.000	27
291	42.831	76.246		0.000	27
292	49.179	76.246		0.000	26
293	55.527	76.246		0.000	20
294	61.875	76.246		0.000	10
295	68.223	76.246		0.000	0.62
296	74.571	76.246		0.000	0.54
297	80.919	76.246		0.000	0.43
298	87.267	76.246		0.000	0.27
299	93.615	76.246		0.000	0.07

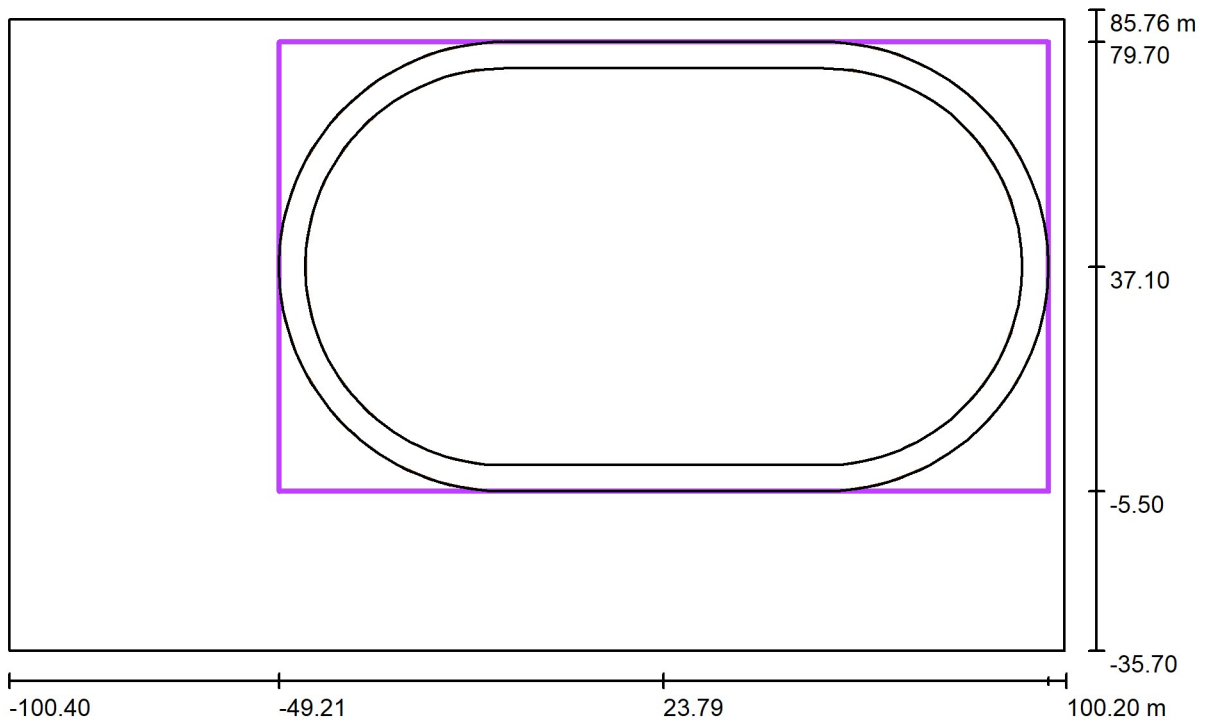
Quantity Points: 299

E_{av} [lx]	E_{min} [lx]	E_{max} [lx]	u0	E_{min} / E_{max}
65	0.00	153	0.00	0.00



Operator
Telephone
Fax
e-Mail

Exterior Scene 1 / Track 1 Calculation Grid (PA) / Summary



Scale 1 : 1435

Position: (23.788 m, 37.100 m, 0.000 m)
 Size: (146.000 m, 85.200 m)
 Rotation: (0.0°, 0.0°, 0.0°)
 Type: Radial, Grid: 50 x 1 Points
 Belongs to the following sport arena: Track 1

Results overview

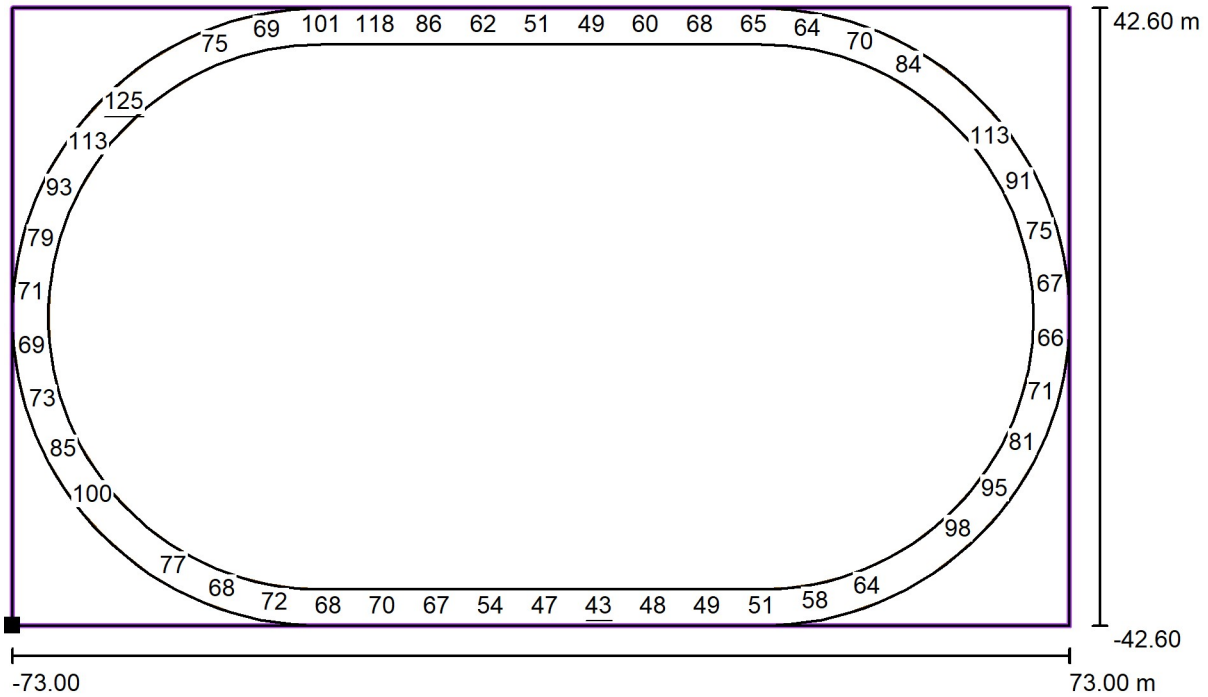
No.	Type	E_{av} [lx]	E_{min} [lx]	E_{max} [lx]	$u0$	E_{min} / E_{max}	$E_{h\ m} / E_m$	H [m]	Camera
1	perpendicular	76	43	125	0.56	0.34	/	0.000	/
2	horizontal	76	43	125	0.56	0.34	/	0.000	/
3	vertical, 0.0°	66	29	154	0.43	0.18	1.15	1.000	/

$E_{h\ m} / E_m$ = Relationship between middle horizontal and vertical illuminance, H = Measuring Height



Operator
Telephone
Fax
e-Mail

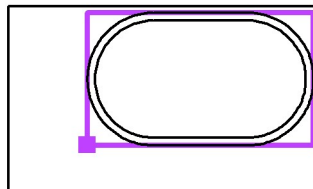
Exterior Scene 1 / Track 1 Calculation Grid (PA) / Value Chart (E, Perpendicular)



Values in Lux, Scale 1 : 1044

Not all calculated values could be displayed.

Position of surface in external scene:
Marked point: (-49.212 m, -5.500 m, 0.000 m)



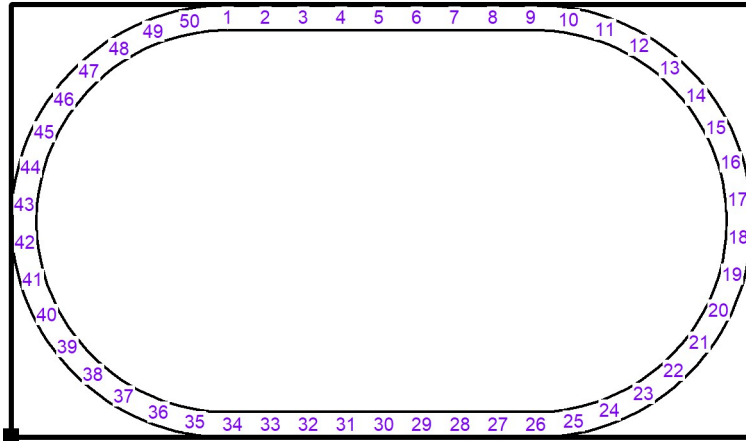
Grid: 50 x 1 Points

E_{av} [lx]	E_{min} [lx]	E_{max} [lx]	u_0	E_{min} / E_{max}
76	43	125	0.56	0.34

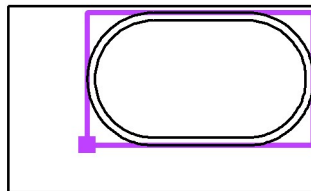


Operator
Telephone
Fax
e-Mail

Exterior Scene 1 / Track 1 Calculation Grid (PA) / Radial table (E, perpendicular)



Position of surface in external scene:
Marked point: (-49.212 m, -5.500 m, 0.000 m)



I	101	118	86	62	51	49	60	68	65	64	70	84	115	113	91	75	67	66
	1	2	3	4	5	6	7	8	9	10	11	12	13	14	15	16	17	18

Values in Lux. Respectively from inside (I) to outside (I).

Distance of the grid points cross-wise to direction of travel: 5.000 m

Distance of the grid points in direction of travel: 7.471 m

The grid point distance in the direction of travel is measured in the middle of the track.

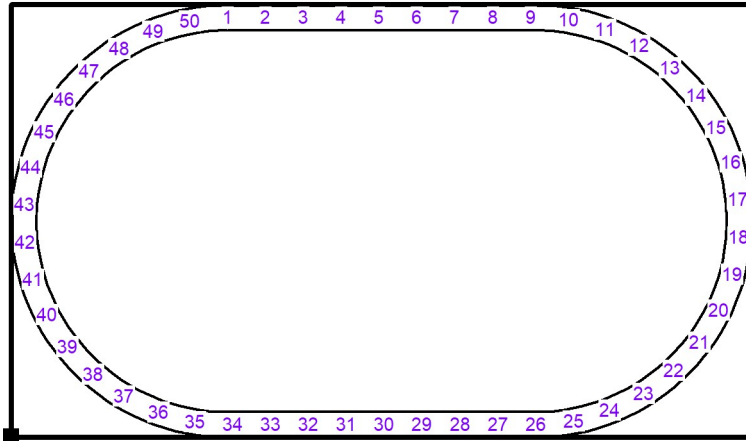
Grid: 50 x 1 Points

E_{av} [lx]	E_{min} [lx]	E_{max} [lx]	u0	E_{min} / E_{max}
76	43	125	0.56	0.34

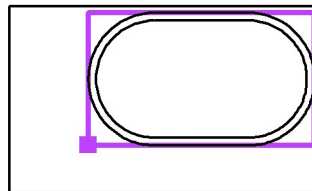


Operator
 Telephone
 Fax
 e-Mail

Exterior Scene 1 / Track 1 Calculation Grid (PA) / Radial table (E, perpendicular)



Position of surface in external scene:
 Marked point: (-49.212 m, -5.500 m, 0.000 m)



I	71	81	95	98	77	64	58	51	49	48	<u>43</u>	47	54	67	70	68	72	68
	19	20	21	22	23	24	25	26	27	28	29	30	31	32	33	34	35	36

Values in Lux. Respectively from inside (I) to outside (I).

Distance of the grid points cross-wise to direction of travel: 5.000 m

Distance of the grid points in direction of travel: 7.471 m

The grid point distance in the direction of travel is measured in the middle of the track.

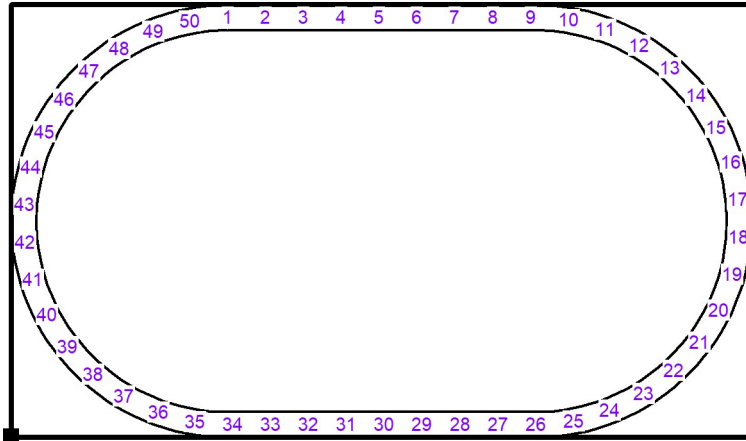
Grid: 50 x 1 Points

E_{av} [lx]	E_{min} [lx]	E_{max} [lx]	u0	E_{min} / E_{max}
76	43	125	0.56	0.34

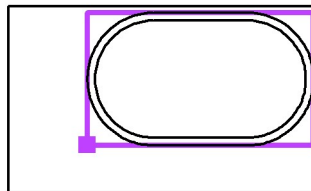


Operator
Telephone
Fax
e-Mail

Exterior Scene 1 / Track 1 Calculation Grid (PA) / Radial table (E, perpendicular)



Position of surface in external scene:
Marked point: (-49.212 m, -5.500 m, 0.000 m)



I	77	98	100	85	73	69	71	79	93	113	<u>125</u>	92	75	69
	37	38	39	40	41	42	43	44	45	46	47	48	49	50

Values in Lux. Respectively from inside (I) to outside (I).

Distance of the grid points cross-wise to direction of travel: 5.000 m

Distance of the grid points in direction of travel: 7.471 m

The grid point distance in the direction of travel is measured in the middle of the track.

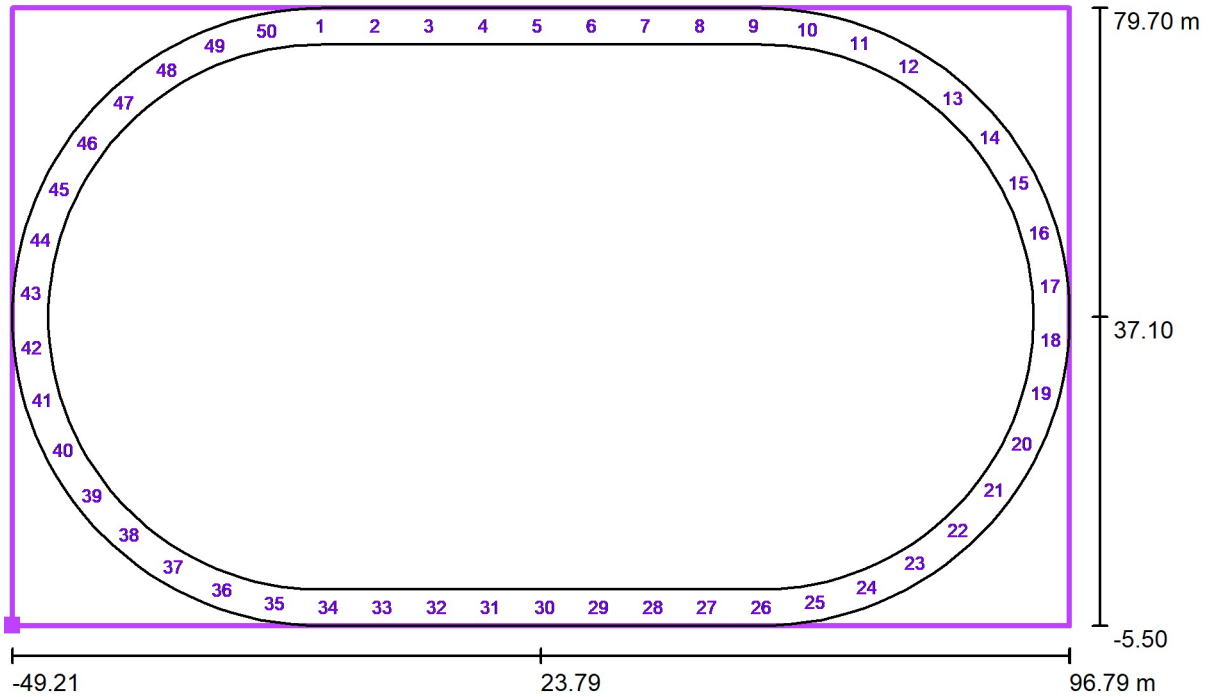
Grid: 50 x 1 Points

E_{av} [lx]	E_{min} [lx]	E_{max} [lx]	u0	E_{min} / E_{max}
76	43	125	0.56	0.34

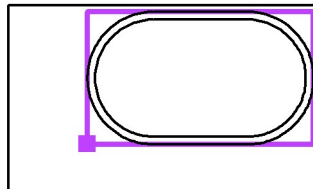


Operator
 Telephone
 Fax
 e-Mail

Exterior Scene 1 / Track 1 Calculation Grid (PA) / Point values (E, perpendicular)



Position of surface in external scene:
 Marked point: (-49.212 m, -5.500 m, 0.000 m)



No.	Position [m]			Value [lx]
	X	Y	Z	
1	-6.612	77.200	0.000	101
2	0.860	77.200	0.000	118
3	8.331	77.200	0.000	86
4	15.802	77.200	0.000	62
5	23.273	77.200	0.000	51

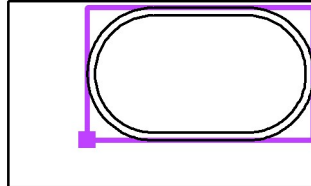
Quantity Points: 50

E_{av} [lx]	E_{min} [lx]	E_{max} [lx]	u0	E_{min} / E_{max}
76	43	125	0.56	0.34

Operator
Telephone
Fax
e-Mail

Exterior Scene 1 / Track 1 Calculation Grid (PA) / Point values (E, perpendicular)

Position of surface in external scene:
Marked point: (-49.212 m, -5.500 m,
0.000 m)



No.	Position [m]			Value [lx]
	X	Y	Z	
6	30.744	77.200	0.000	49
7	38.215	77.200	0.000	60
8	45.686	77.200	0.000	68
9	53.157	77.200	0.000	65
10	60.601	76.684	0.000	64
11	67.822	74.811	0.000	70
12	74.572	71.633	0.000	84
13	80.616	67.260	0.000	115
14	85.745	61.842	0.000	113
15	89.782	55.569	0.000	91
16	92.587	48.656	0.000	75
17	94.063	41.343	0.000	67
18	94.159	33.883	0.000	66
19	92.872	26.535	0.000	71
20	90.245	19.552	0.000	81
21	86.371	13.177	0.000	95
22	81.382	7.630	0.000	98
23	75.453	3.102	0.000	77
24	68.787	-0.248	0.000	64
25	61.616	-2.306	0.000	58
26	54.188	-3.000	0.000	51
27	46.717	-3.000	0.000	49
28	39.246	-3.000	0.000	48
29	31.775	-3.000	0.000	43
30	24.304	-3.000	0.000	47
31	16.833	-3.000	0.000	54
32	9.362	-3.000	0.000	67

Quantity Points: 50

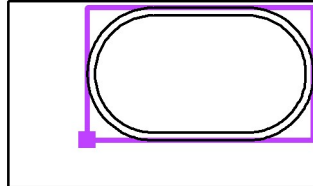
E_{av} [lx]	E_{min} [lx]	E_{max} [lx]	u0	E_{min} / E_{max}
76	43	125	0.56	0.34



Operator
Telephone
Fax
e-Mail

Exterior Scene 1 / Track 1 Calculation Grid (PA) / Point values (E, perpendicular)

Position of surface in external scene:
Marked point: (-49.212 m, -5.500 m, 0.000 m)



No.	Position [m]			Z	Value [lx]
	X	Y			
33	1.891	-3.000		0.000	70
34	-5.580	-3.000		0.000	68
35	-13.024	-2.484		0.000	72
36	-20.245	-0.611		0.000	68
37	-26.995	2.567		0.000	77
38	-33.039	6.940		0.000	98
39	-38.168	12.358		0.000	100
40	-42.205	18.631		0.000	85
41	-45.010	25.544		0.000	73
42	-46.486	32.857		0.000	69
43	-46.582	40.317		0.000	71
44	-45.295	47.665		0.000	79
45	-42.668	54.648		0.000	93
46	-38.794	61.023		0.000	113
47	-33.806	66.570		0.000	125
48	-27.876	71.098		0.000	92
49	-21.210	74.448		0.000	75
50	-14.040	76.506		0.000	69

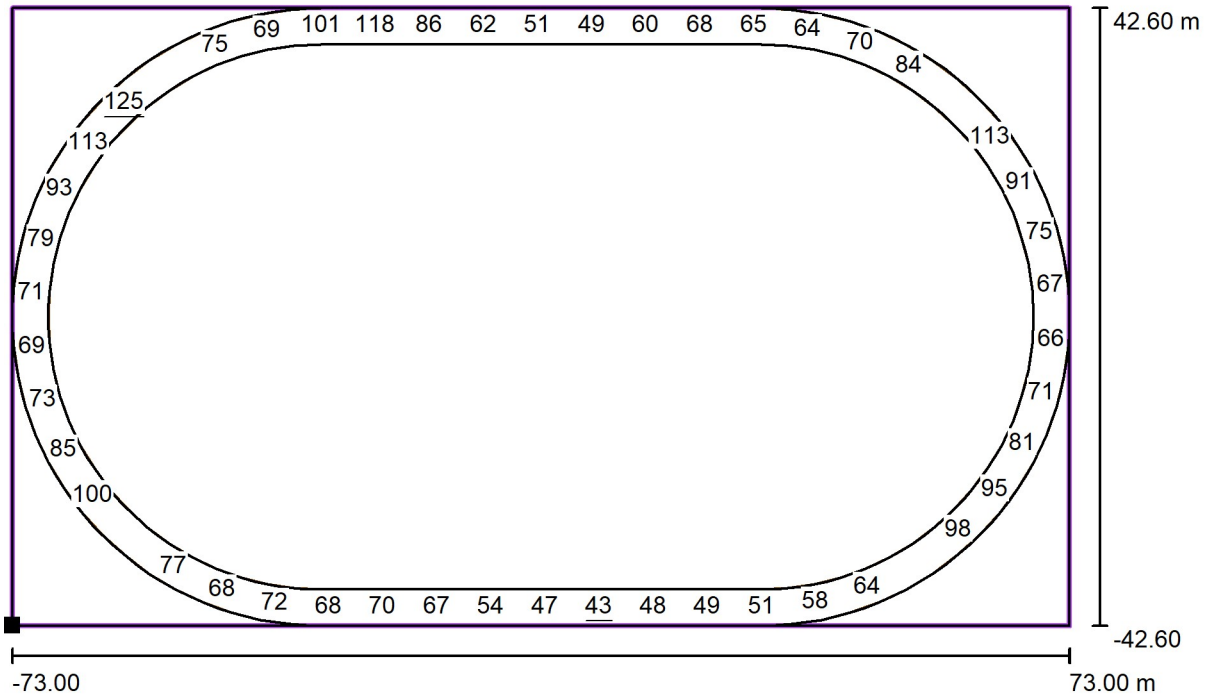
Quantity Points: 50

E_{av} [lx]	E_{min} [lx]	E_{max} [lx]	u0	E_{min} / E_{max}
76	43	125	0.56	0.34



Operator
 Telephone
 Fax
 e-Mail

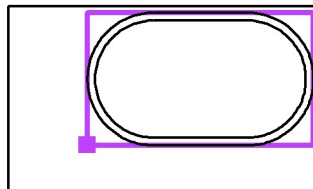
Exterior Scene 1 / Track 1 Calculation Grid (PA) / Value Chart (E, Horizontal)



Values in Lux, Scale 1 : 1044

Not all calculated values could be displayed.

Position of surface in external scene:
 Marked point: (-49.212 m, -5.500 m, 0.000 m)



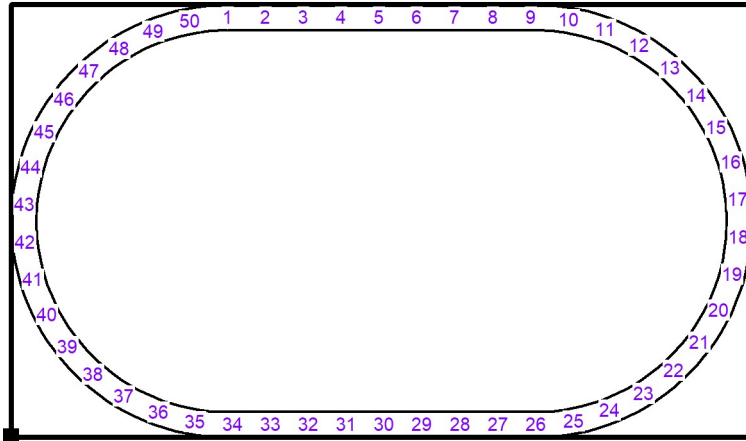
Grid: 50 x 1 Points

E_{av} [lx]	E_{min} [lx]	E_{max} [lx]	u_0	E_{min} / E_{max}
76	43	125	0.56	0.34

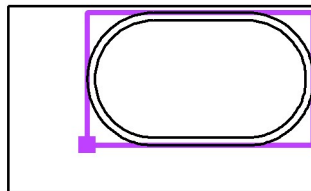


Operator
Telephone
Fax
e-Mail

Exterior Scene 1 / Track 1 Calculation Grid (PA) / Radial table (E, horizontal)



Position of surface in external scene:
Marked point: (-49.212 m, -5.500 m, 0.000 m)



I	101	118	86	62	51	49	60	68	65	64	70	84	115	113	91	75	67	66
	1	2	3	4	5	6	7	8	9	10	11	12	13	14	15	16	17	18

Values in Lux. Respectively from inside (I) to outside (I).

Distance of the grid points cross-wise to direction of travel: 5.000 m

Distance of the grid points in direction of travel: 7.471 m

The grid point distance in the direction of travel is measured in the middle of the track.

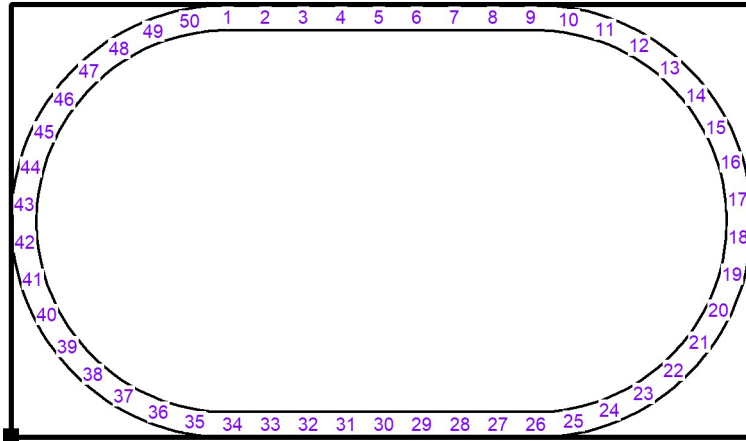
Grid: 50 x 1 Points

E_{av} [lx]	E_{min} [lx]	E_{max} [lx]	u0	E_{min} / E_{max}
76	43	125	0.56	0.34

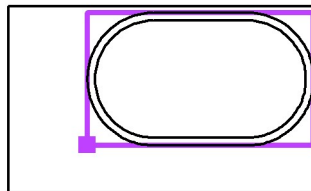


Operator
 Telephone
 Fax
 e-Mail

Exterior Scene 1 / Track 1 Calculation Grid (PA) / Radial table (E, horizontal)



Position of surface in external scene:
 Marked point: (-49.212 m, -5.500 m, 0.000 m)



I	71	81	95	98	77	64	58	51	49	48	<u>43</u>	47	54	67	70	68	72	68
	19	20	21	22	23	24	25	26	27	28	29	30	31	32	33	34	35	36

Values in Lux. Respectively from inside (I) to outside (I).

Distance of the grid points cross-wise to direction of travel: 5.000 m

Distance of the grid points in direction of travel: 7.471 m

The grid point distance in the direction of travel is measured in the middle of the track.

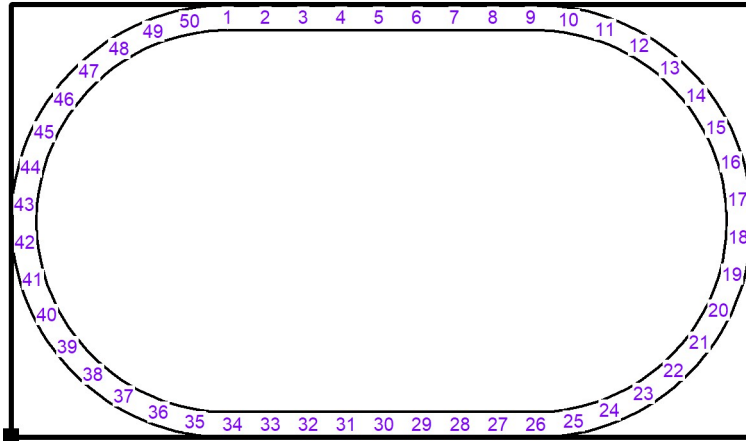
Grid: 50 x 1 Points

E_{av} [lx]	E_{min} [lx]	E_{max} [lx]	u0	E_{min} / E_{max}
76	43	125	0.56	0.34

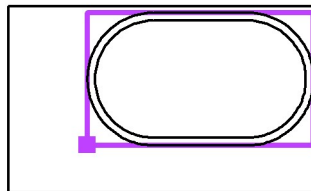


Operator
Telephone
Fax
e-Mail

Exterior Scene 1 / Track 1 Calculation Grid (PA) / Radial table (E, horizontal)



Position of surface in external scene:
Marked point: (-49.212 m, -5.500 m, 0.000 m)



I 77 98 100 85 73 69 71 79 93 113 125 92 75 69
37 38 39 40 41 42 43 44 45 46 47 48 49 50

Values in Lux. Respectively from inside (I) to outside (I).
Distance of the grid points cross-wise to direction of travel: 5.000 m
Distance of the grid points in direction of travel: 7.471 m
The grid point distance in the direction of travel is measured in the middle of the track.

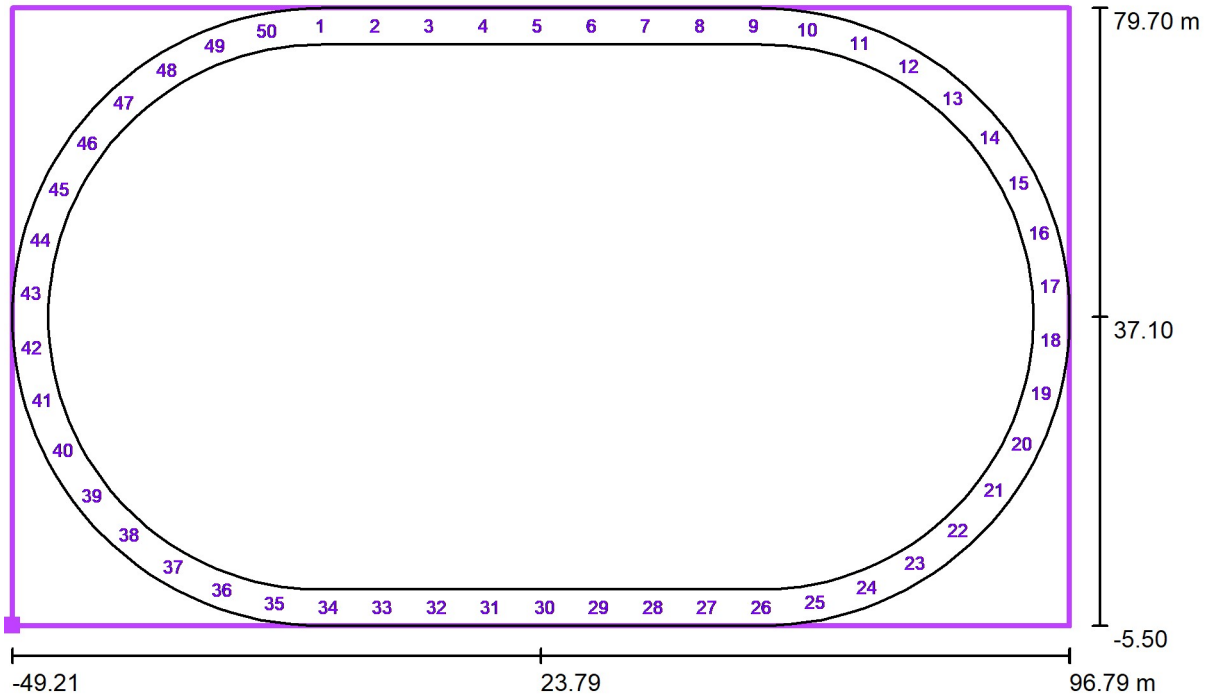
Grid: 50 x 1 Points

E_{av} [lx]	E_{min} [lx]	E_{max} [lx]	u0	E_{min} / E_{max}
76	43	125	0.56	0.34

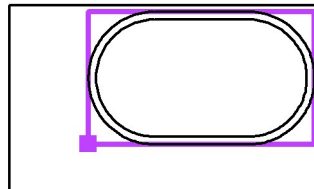


Operator
Telephone
Fax
e-Mail

Exterior Scene 1 / Track 1 Calculation Grid (PA) / Point values (E, horizontal)



Position of surface in external scene:
Marked point: (-49.212 m, -5.500 m, 0.000 m)



No.	Position [m]			Value [lx]
	X	Y	Z	
1	-6.612	77.200	0.000	101
2	0.860	77.200	0.000	118
3	8.331	77.200	0.000	86
4	15.802	77.200	0.000	62
5	23.273	77.200	0.000	51

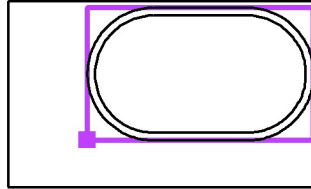
Quantity Points: 50

E_{av} [lx]	E_{min} [lx]	E_{max} [lx]	u0	E_{min} / E_{max}
76	43	125	0.56	0.34

Operator
Telephone
Fax
e-Mail

Exterior Scene 1 / Track 1 Calculation Grid (PA) / Point values (E, horizontal)

Position of surface in external scene:
Marked point: (-49.212 m, -5.500 m,
0.000 m)



No.	Position [m]			Value [lx]
	X	Y	Z	
6	30.744	77.200	0.000	49
7	38.215	77.200	0.000	60
8	45.686	77.200	0.000	68
9	53.157	77.200	0.000	65
10	60.601	76.684	0.000	64
11	67.822	74.811	0.000	70
12	74.572	71.633	0.000	84
13	80.616	67.260	0.000	115
14	85.745	61.842	0.000	113
15	89.782	55.569	0.000	91
16	92.587	48.656	0.000	75
17	94.063	41.343	0.000	67
18	94.159	33.883	0.000	66
19	92.872	26.535	0.000	71
20	90.245	19.552	0.000	81
21	86.371	13.177	0.000	95
22	81.382	7.630	0.000	98
23	75.453	3.102	0.000	77
24	68.787	-0.248	0.000	64
25	61.616	-2.306	0.000	58
26	54.188	-3.000	0.000	51
27	46.717	-3.000	0.000	49
28	39.246	-3.000	0.000	48
29	31.775	-3.000	0.000	43
30	24.304	-3.000	0.000	47
31	16.833	-3.000	0.000	54
32	9.362	-3.000	0.000	67

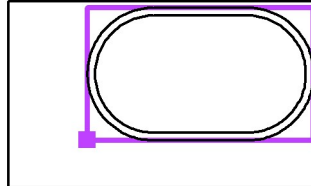
Quantity Points: 50

E_{av} [lx]	E_{min} [lx]	E_{max} [lx]	u0	E_{min} / E_{max}
76	43	125	0.56	0.34

Operator
Telephone
Fax
e-Mail

Exterior Scene 1 / Track 1 Calculation Grid (PA) / Point values (E, horizontal)

Position of surface in external scene:
Marked point: (-49.212 m, -5.500 m,
0.000 m)



No.	Position [m]			Z	Value [lx]
	X	Y			
33	1.891	-3.000		0.000	70
34	-5.580	-3.000		0.000	68
35	-13.024	-2.484		0.000	72
36	-20.245	-0.611		0.000	68
37	-26.995	2.567		0.000	77
38	-33.039	6.940		0.000	98
39	-38.168	12.358		0.000	100
40	-42.205	18.631		0.000	85
41	-45.010	25.544		0.000	73
42	-46.486	32.857		0.000	69
43	-46.582	40.317		0.000	71
44	-45.295	47.665		0.000	79
45	-42.668	54.648		0.000	93
46	-38.794	61.023		0.000	113
47	-33.806	66.570		0.000	125
48	-27.876	71.098		0.000	92
49	-21.210	74.448		0.000	75
50	-14.040	76.506		0.000	69

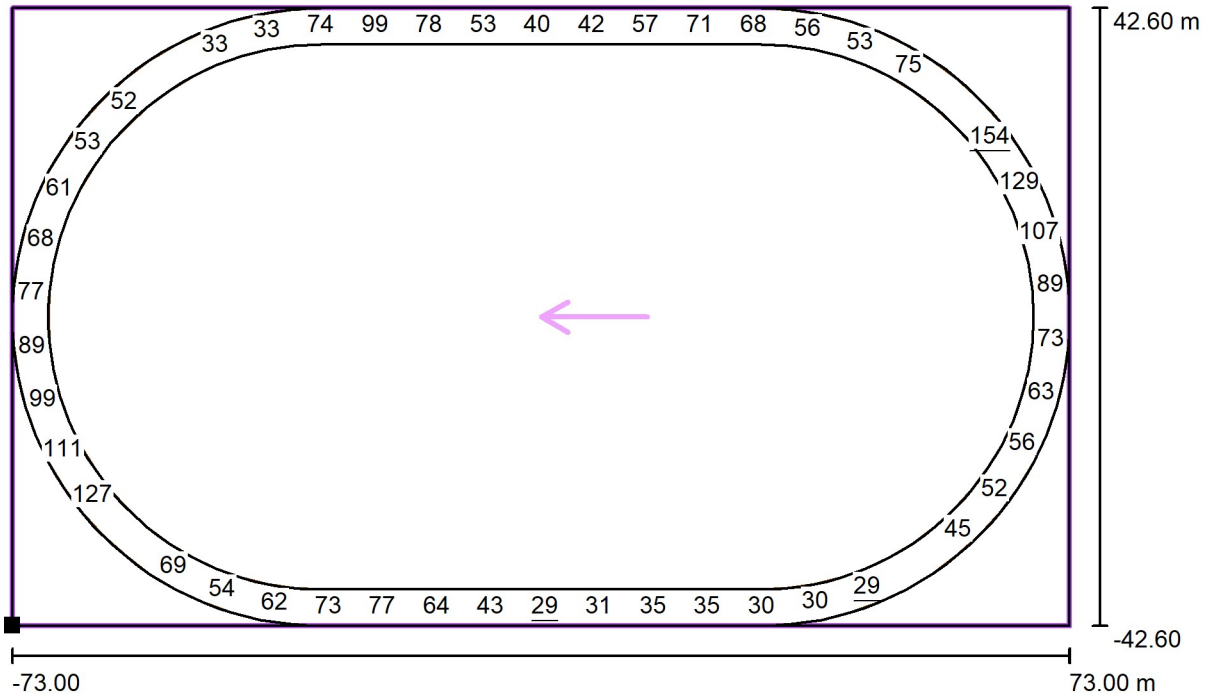
Quantity Points: 50

E_{av} [lx]	E_{min} [lx]	E_{max} [lx]	u0	E_{min} / E_{max}
76	43	125	0.56	0.34



Operator
Telephone
Fax
e-Mail

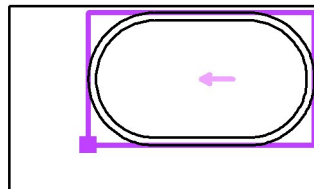
Exterior Scene 1 / Track 1 Calculation Grid (PA) / Value Chart (E, Vertical)



Values in Lux, Scale 1 : 1044

Not all calculated values could be displayed.

Position of surface in external scene:
Marked point: (-49.212 m, -5.500 m, 0.000 m)



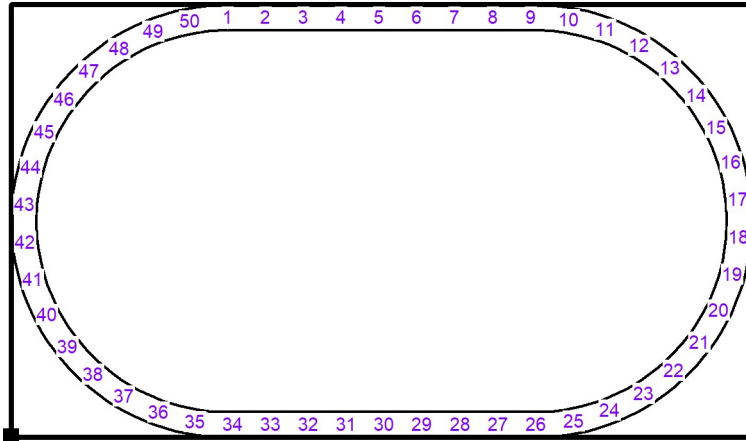
Grid: 50 x 1 Points

E_{av} [lx]	E_{min} [lx]	E_{max} [lx]	u_0	E_{min} / E_{max}
66	29	154	0.43	0.18

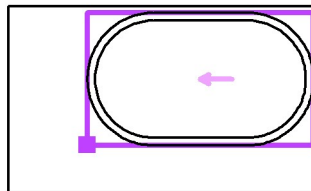


Operator
 Telephone
 Fax
 e-Mail

Exterior Scene 1 / Track 1 Calculation Grid (PA) / Radial table (E, vertical)



Position of surface in external scene:
 Marked point: (-49.212 m, -5.500 m, 0.000 m)



I	74	99	78	53	40	42	57	71	68	56	53	75	138	<u>154</u>	129	107	89	73
	1	2	3	4	5	6	7	8	9	10	11	12	13	14	15	16	17	18

Values in Lux. Respectively from inside (I) to outside (I).

Distance of the grid points cross-wise to direction of travel: 5.000 m

Distance of the grid points in direction of travel: 7.471 m

The grid point distance in the direction of travel is measured in the middle of the track.

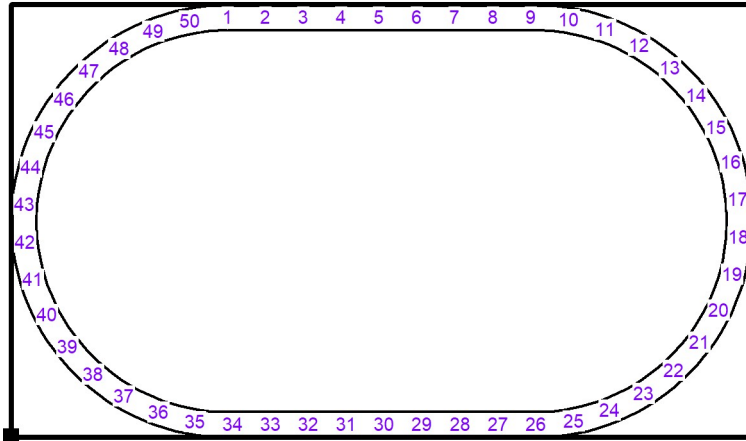
Grid: 50 x 1 Points

E_{av} [lx]	E_{min} [lx]	E_{max} [lx]	u0	E_{min} / E_{max}
66	29	154	0.43	0.18

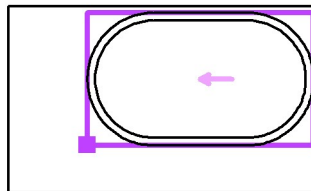


Operator
 Telephone
 Fax
 e-Mail

Exterior Scene 1 / Track 1 Calculation Grid (PA) / Radial table (E, vertical)



Position of surface in external scene:
 Marked point: (-49.212 m, -5.500 m, 0.000 m)



I	63	56	52	45	36	<u>29</u>	30	30	35	35	31	<u>29</u>	43	64	77	73	62	54
	19	20	21	22	23	24	25	26	27	28	29	30	31	32	33	34	35	36

Values in Lux. Respectively from inside (I) to outside (I).

Distance of the grid points cross-wise to direction of travel: 5.000 m

Distance of the grid points in direction of travel: 7.471 m

The grid point distance in the direction of travel is measured in the middle of the track.

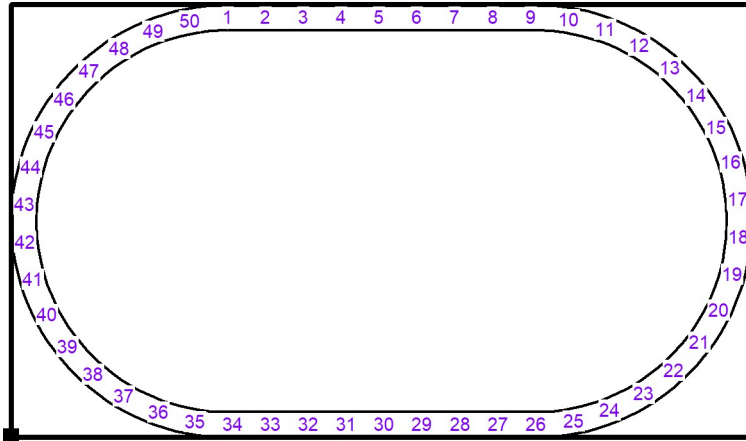
Grid: 50 x 1 Points

E_{av} [lx]	E_{min} [lx]	E_{max} [lx]	u0	E_{min} / E_{max}
66	29	154	0.43	0.18

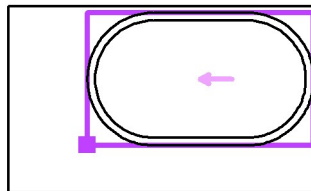


Operator
 Telephone
 Fax
 e-Mail

Exterior Scene 1 / Track 1 Calculation Grid (PA) / Radial table (E, vertical)



Position of surface in external scene:
 Marked point: (-49.212 m, -5.500 m, 0.000 m)



I	69	106	127	111	99	89	77	68	61	53	52	39	33	33
	37	38	39	40	41	42	43	44	45	46	47	48	49	50

Values in Lux. Respectively from inside (I) to outside (I).
 Distance of the grid points cross-wise to direction of travel: 5.000 m
 Distance of the grid points in direction of travel: 7.471 m
 The grid point distance in the direction of travel is measured in the middle of the track.

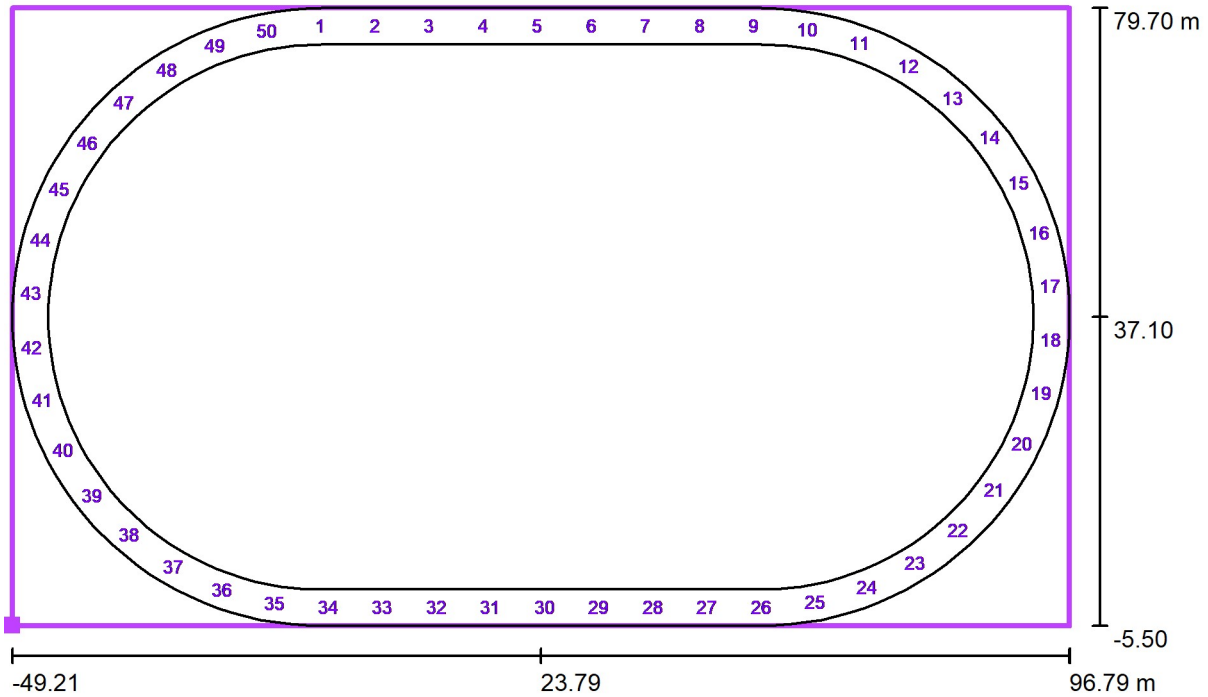
Grid: 50 x 1 Points

E_{av} [lx]	E_{min} [lx]	E_{max} [lx]	u0	E_{min} / E_{max}
66	29	154	0.43	0.18

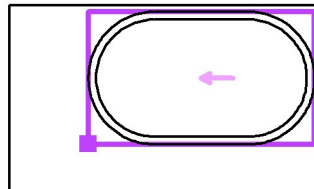


Operator
Telephone
Fax
e-Mail

Exterior Scene 1 / Track 1 Calculation Grid (PA) / Point values (E, vertical)



Position of surface in external scene:
Marked point: (-49.212 m, -5.500 m, 0.000 m)



No.	Position [m]			Value [lx]
	X	Y	Z	
1	-6.612	77.200	0.000	74
2	0.860	77.200	0.000	99
3	8.331	77.200	0.000	78
4	15.802	77.200	0.000	53
5	23.273	77.200	0.000	40

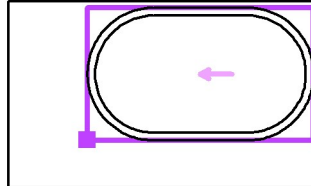
Quantity Points: 50

E_{av} [lx]	E_{min} [lx]	E_{max} [lx]	u0	E_{min} / E_{max}
66	29	154	0.43	0.18

Operator
Telephone
Fax
e-Mail

Exterior Scene 1 / Track 1 Calculation Grid (PA) / Point values (E, vertical)

Position of surface in external scene:
Marked point: (-49.212 m, -5.500 m,
0.000 m)



No.	Position [m]			Value [lx]
	X	Y	Z	
6	30.744	77.200	0.000	42
7	38.215	77.200	0.000	57
8	45.686	77.200	0.000	71
9	53.157	77.200	0.000	68
10	60.601	76.684	0.000	56
11	67.822	74.811	0.000	53
12	74.572	71.633	0.000	75
13	80.616	67.260	0.000	138
14	85.745	61.842	0.000	154
15	89.782	55.569	0.000	129
16	92.587	48.656	0.000	107
17	94.063	41.343	0.000	89
18	94.159	33.883	0.000	73
19	92.872	26.535	0.000	63
20	90.245	19.552	0.000	56
21	86.371	13.177	0.000	52
22	81.382	7.630	0.000	45
23	75.453	3.102	0.000	36
24	68.787	-0.248	0.000	29
25	61.616	-2.306	0.000	30
26	54.188	-3.000	0.000	30
27	46.717	-3.000	0.000	35
28	39.246	-3.000	0.000	35
29	31.775	-3.000	0.000	31
30	24.304	-3.000	0.000	29
31	16.833	-3.000	0.000	43
32	9.362	-3.000	0.000	64

Quantity Points: 50

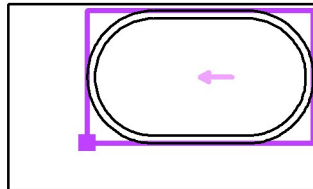
E_{av} [lx]	E_{min} [lx]	E_{max} [lx]	u0	E_{min} / E_{max}
66	29	154	0.43	0.18



Operator
 Telephone
 Fax
 e-Mail

Exterior Scene 1 / Track 1 Calculation Grid (PA) / Point values (E, vertical)

Position of surface in external scene:
 Marked point: (-49.212 m, -5.500 m, 0.000 m)



No.	Position [m]			Z	Value [lx]
	X	Y			
33	1.891	-3.000		0.000	77
34	-5.580	-3.000		0.000	73
35	-13.024	-2.484		0.000	62
36	-20.245	-0.611		0.000	54
37	-26.995	2.567		0.000	69
38	-33.039	6.940		0.000	106
39	-38.168	12.358		0.000	127
40	-42.205	18.631		0.000	111
41	-45.010	25.544		0.000	99
42	-46.486	32.857		0.000	89
43	-46.582	40.317		0.000	77
44	-45.295	47.665		0.000	68
45	-42.668	54.648		0.000	61
46	-38.794	61.023		0.000	53
47	-33.806	66.570		0.000	52
48	-27.876	71.098		0.000	39
49	-21.210	74.448		0.000	33
50	-14.040	76.506		0.000	33

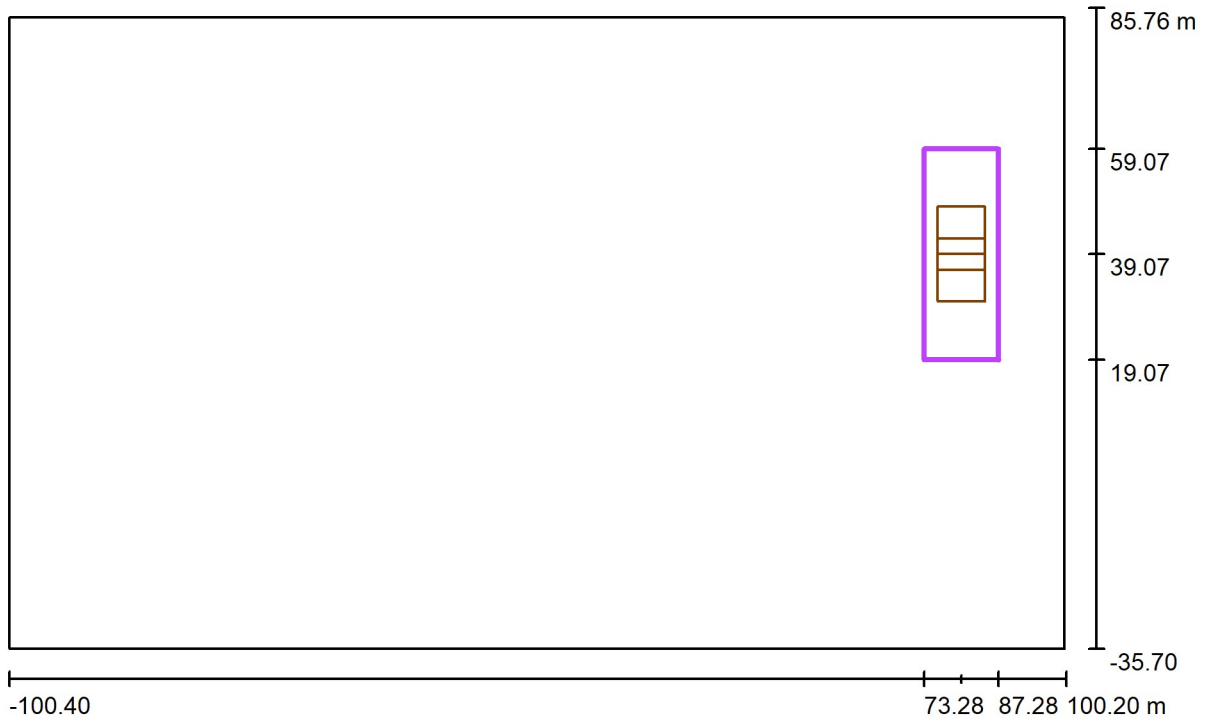
Quantity Points: 50

E_{av} [lx]	E_{min} [lx]	E_{max} [lx]	u0	E_{min} / E_{max}
66	29	154	0.43	0.18



Operator
Telephone
Fax
e-Mail

Exterior Scene 1 / Volleyball 1 Calculation Grid (PA) / Summary



Scale 1 : 1435

Position: (80.280 m, 39.071 m, 0.000 m)
 Size: (40.000 m, 14.000 m)
 Rotation: (0.0°, 0.0°, 90.0°)
 Type: Normal, Grid: 15 x 5 Points
 Belongs to the following sport arena: Volleyball 1

Results overview

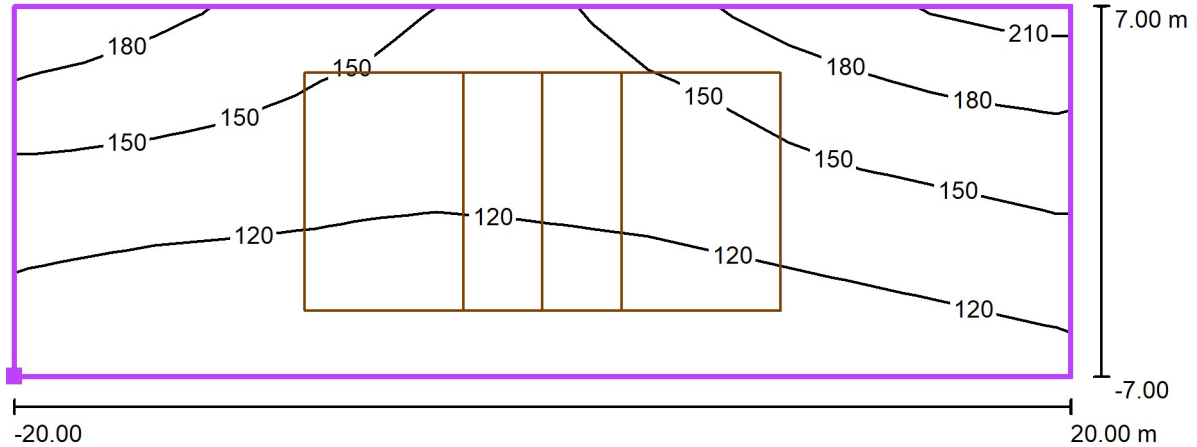
No.	Type	E_{av} [lx]	E_{min} [lx]	E_{max} [lx]	u0	E_{min} / E_{max}	$E_{h\ m} / E_m$	H [m]	Camera
1	perpendicular	135	96	206	0.71	0.47	/	0.000	/
2	horizontal	135	96	206	0.71	0.47	/	0.000	/
3	vertical, 0.0°	16	12	20	0.75	0.61	8.29	1.000	/

$E_{h\ m} / E_m$ = Relationship between middle horizontal and vertical illuminance, H = Measuring Height




Operator
 Telephone
 Fax
 e-Mail

Exterior Scene 1 / Volleyball 1 Calculation Grid (PA) / Isolines (E, Perpendicular)



Values in Lux, Scale 1 : 286

Position of surface in external scene:
 Marked point: (87.280 m, 19.071 m, 0.000 m)



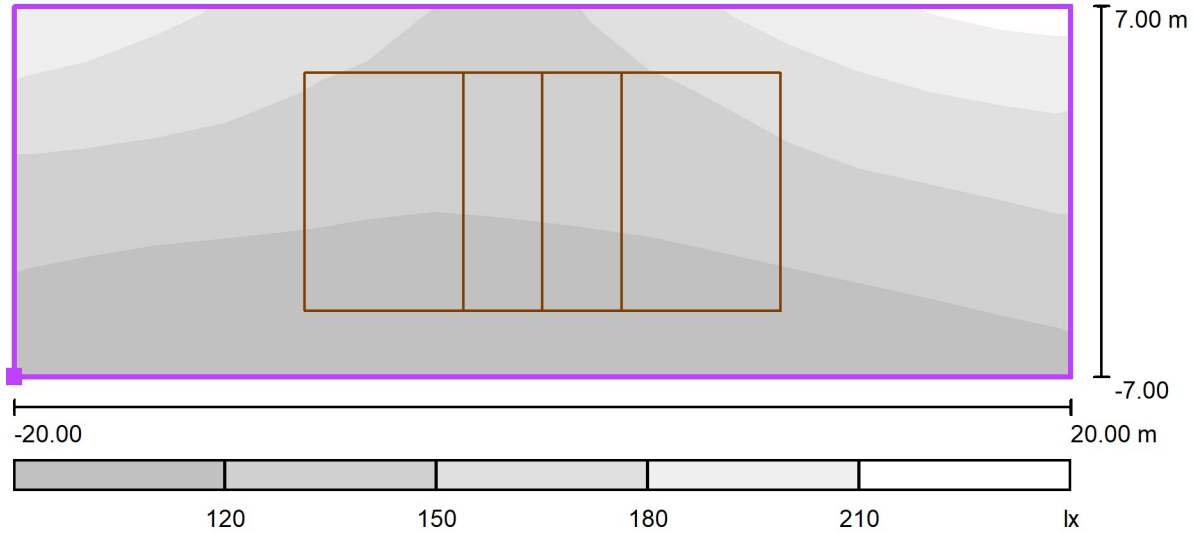
Grid: 15 x 5 Points

E_{av} [lx]	E_{min} [lx]	E_{max} [lx]	u0	E_{min} / E_{max}
135	96	206	0.71	0.47




Operator
Telephone
Fax
e-Mail

Exterior Scene 1 / Volleyball 1 Calculation Grid (PA) / Greyscale (E, Perpendicular)



Scale 1 : 286

Position of surface in external scene:
Marked point: (87.280 m, 19.071 m,
0.000 m)



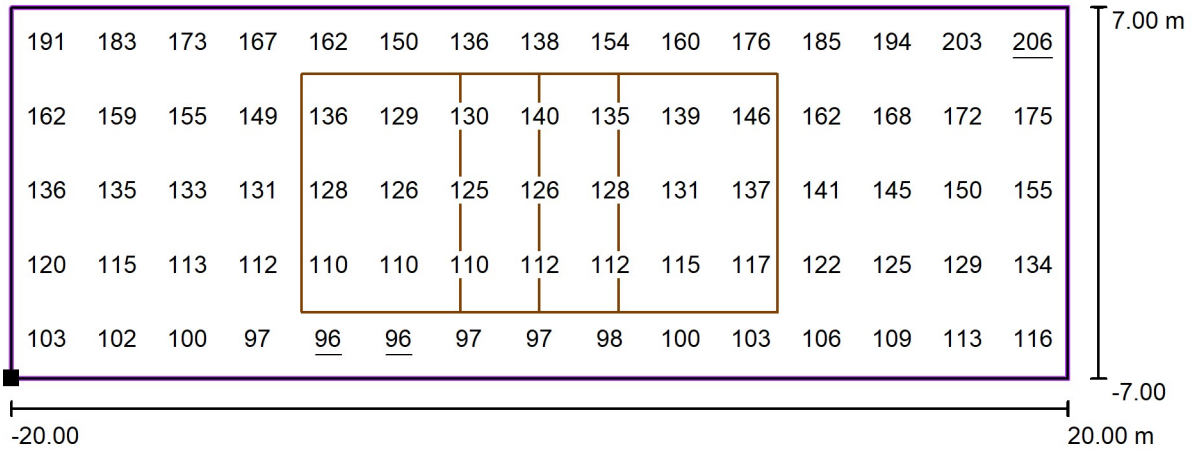
Grid: 15 x 5 Points

E_{av} [lx]	E_{min} [lx]	E_{max} [lx]	u0	E_{min} / E_{max}
135	96	206	0.71	0.47



Operator
Telephone
Fax
e-Mail

Exterior Scene 1 / Volleyball 1 Calculation Grid (PA) / Value Chart (E, Perpendicular)



Values in Lux, Scale 1 : 286

Position of surface in external scene:
Marked point: (87.280 m, 19.071 m, 0.000 m)



Grid: 15 x 5 Points

E_{av} [lx]
135

E_{min} [lx]
96

E_{max} [lx]
206

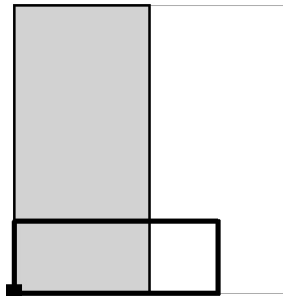
u0
0.71

E_{min} / E_{max}
0.47



Operator
Telephone
Fax
e-Mail

Exterior Scene 1 / Volleyball 1 Calculation Grid (PA) / Table (E, Perpendicular)



■ Current Selection
□ Further Selections

Position of surface in external scene:
Marked point: (87.280 m, 19.071 m, 0.000 m)



12.600	191	183	173	167	162	150	136	138	154	160
9.800	162	159	155	149	136	129	130	140	135	139
7.000	136	135	133	131	128	126	125	126	128	131
4.200	120	115	113	112	110	110	110	112	112	115
1.400	103	102	100	97	<u>96</u>	<u>96</u>	97	97	98	100
m	1.333	4.000	6.667	9.333	12.000	14.667	17.333	20.000	22.667	25.333

Attention: The coordinates refer to the image above. Values in Lux.

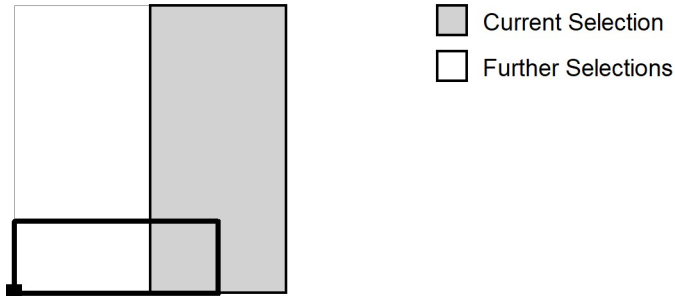
Grid: 15 x 5 Points

E_{av} [lx]	E_{min} [lx]	E_{max} [lx]	u0	E_{min} / E_{max}
135	96	206	0.71	0.47



Operator
Telephone
Fax
e-Mail

Exterior Scene 1 / Volleyball 1 Calculation Grid (PA) / Table (E, Perpendicular)



Position of surface in external scene:
Marked point: (87.280 m, 19.071 m, 0.000 m)



12.600	176	185	194	203	<u>206</u>
9.800	146	162	168	172	175
7.000	137	141	145	150	155
4.200	117	122	125	129	134
1.400	103	106	109	113	116
m	28.000	30.667	33.333	36.000	38.667

Attention: The coordinates refer to the image above. Values in Lux.

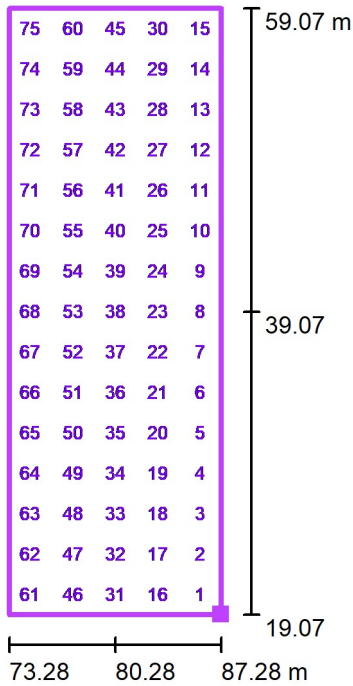
Grid: 15 x 5 Points

E_{av} [lx]	E_{min} [lx]	E_{max} [lx]	u0	E_{min} / E_{max}
135	96	206	0.71	0.47



Operator
Telephone
Fax
e-Mail

Exterior Scene 1 / Volleyball 1 Calculation Grid (PA) / Point values (E, perpendicular)



Position of surface in external scene:
Marked point: (87.280 m, 19.071 m, 0.000 m)



No.	Position [m]			Value [lx]
	X	Y	Z	
1	85.880	20.404	0.000	103
2	85.880	23.071	0.000	102
3	85.880	25.737	0.000	100
4	85.880	28.404	0.000	97
5	85.880	31.071	0.000	96

Quantity Points: 75

E_{av} [lx]	E_{min} [lx]	E_{max} [lx]	u0	E_{min} / E_{max}
135	96	206	0.71	0.47



Operator
Telephone
Fax
e-Mail

Exterior Scene 1 / Volleyball 1 Calculation Grid (PA) / Point values (E, perpendicular)

Position of surface in external scene:
Marked point: (87.280 m, 19.071 m, 0.000 m)



No.	Position [m]			Value [lx]
	X	Y	Z	
6	85.880	33.737	0.000	96
7	85.880	36.404	0.000	97
8	85.880	39.071	0.000	97
9	85.880	41.737	0.000	98
10	85.880	44.404	0.000	100
11	85.880	47.071	0.000	103
12	85.880	49.737	0.000	106
13	85.880	52.404	0.000	109
14	85.880	55.071	0.000	113
15	85.880	57.737	0.000	116
16	83.080	20.404	0.000	120
17	83.080	23.071	0.000	115
18	83.080	25.737	0.000	113
19	83.080	28.404	0.000	112
20	83.080	31.071	0.000	110
21	83.080	33.737	0.000	110
22	83.080	36.404	0.000	110
23	83.080	39.071	0.000	112
24	83.080	41.737	0.000	112
25	83.080	44.404	0.000	115
26	83.080	47.071	0.000	117
27	83.080	49.737	0.000	122
28	83.080	52.404	0.000	125
29	83.080	55.071	0.000	129
30	83.080	57.737	0.000	134
31	80.280	20.404	0.000	136
32	80.280	23.071	0.000	135

Quantity Points: 75

E_{av} [lx]	E_{min} [lx]	E_{max} [lx]	u0	E_{min} / E_{max}
135	96	206	0.71	0.47

Operator
Telephone
Fax
e-Mail

Exterior Scene 1 / Volleyball 1 Calculation Grid (PA) / Point values (E, perpendicular)

Position of surface in external scene:
Marked point: (87.280 m, 19.071 m, 0.000 m)



No.	Position [m]			Value [lx]
	X	Y	Z	
33	80.280	25.737	0.000	133
34	80.280	28.404	0.000	131
35	80.280	31.071	0.000	128
36	80.280	33.737	0.000	126
37	80.280	36.404	0.000	125
38	80.280	39.071	0.000	126
39	80.280	41.737	0.000	128
40	80.280	44.404	0.000	131
41	80.280	47.071	0.000	137
42	80.280	49.737	0.000	141
43	80.280	52.404	0.000	145
44	80.280	55.071	0.000	150
45	80.280	57.737	0.000	155
46	77.480	20.404	0.000	162
47	77.480	23.071	0.000	159
48	77.480	25.737	0.000	155
49	77.480	28.404	0.000	149
50	77.480	31.071	0.000	136
51	77.480	33.737	0.000	129
52	77.480	36.404	0.000	130
53	77.480	39.071	0.000	140
54	77.480	41.737	0.000	135
55	77.480	44.404	0.000	139
56	77.480	47.071	0.000	146
57	77.480	49.737	0.000	162
58	77.480	52.404	0.000	168
59	77.480	55.071	0.000	172

Quantity Points: 75

E_{av} [lx]	E_{min} [lx]	E_{max} [lx]	u_0	E_{min} / E_{max}
135	96	206	0.71	0.47

Operator
Telephone
Fax
e-Mail

Exterior Scene 1 / Volleyball 1 Calculation Grid (PA) / Point values (E, perpendicular)

Position of surface in external scene:
Marked point: (87.280 m, 19.071 m,
0.000 m)



No.	Position [m]			Value [lx]
	X	Y	Z	
60	77.480	57.737	0.000	175
61	74.680	20.404	0.000	191
62	74.680	23.071	0.000	183
63	74.680	25.737	0.000	173
64	74.680	28.404	0.000	167
65	74.680	31.071	0.000	162
66	74.680	33.737	0.000	150
67	74.680	36.404	0.000	136
68	74.680	39.071	0.000	138
69	74.680	41.737	0.000	154
70	74.680	44.404	0.000	160
71	74.680	47.071	0.000	176
72	74.680	49.737	0.000	185
73	74.680	52.404	0.000	194
74	74.680	55.071	0.000	203
75	74.680	57.737	0.000	206

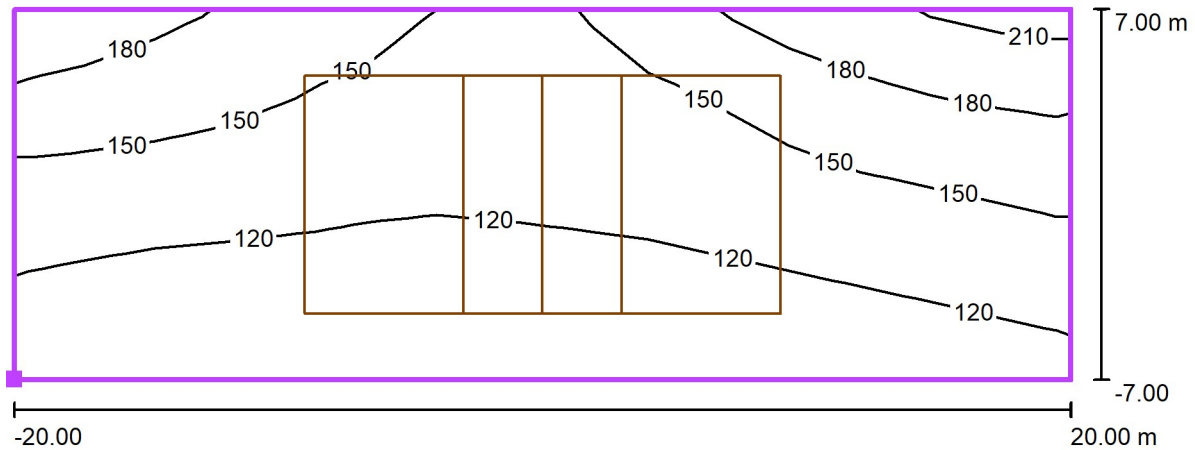
Quantity Points: 75

E_{av} [lx]	E_{min} [lx]	E_{max} [lx]	u0	E_{min} / E_{max}
135	96	206	0.71	0.47




Operator
Telephone
Fax
e-Mail

Exterior Scene 1 / Volleyball 1 Calculation Grid (PA) / Isolines (E, Horizontal)



Values in Lux, Scale 1 : 286

Position of surface in external scene:
Marked point: (87.280 m, 19.071 m, 0.000 m)



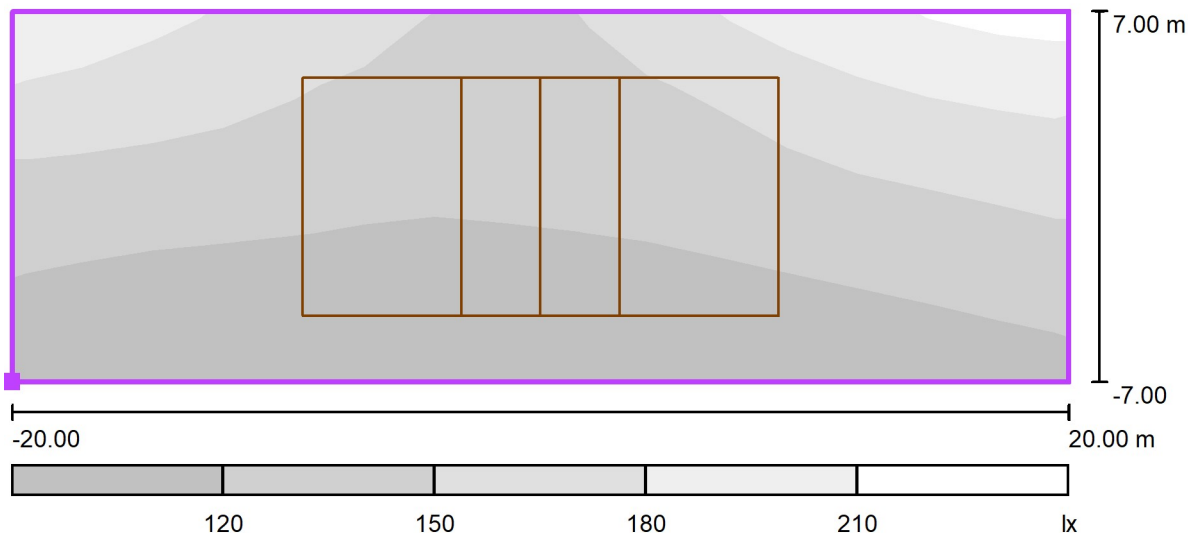
Grid: 15 x 5 Points

E_{av} [lx]	E_{min} [lx]	E_{max} [lx]	u0	E_{min} / E_{max}
135	96	206	0.71	0.47



Operator
 Telephone
 Fax
 e-Mail

Exterior Scene 1 / Volleyball 1 Calculation Grid (PA) / Greyscale (E, Horizontal)



Scale 1 : 286

Position of surface in external scene:
 Marked point: (87.280 m, 19.071 m,
 0.000 m)



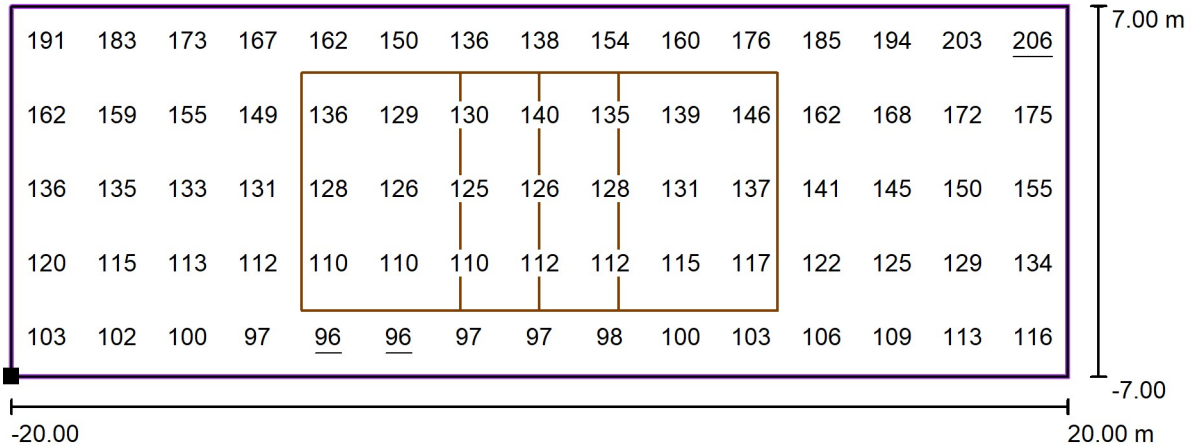
Grid: 15 x 5 Points

E_{av} [lx]	E_{min} [lx]	E_{max} [lx]	u0	E_{min} / E_{max}
135	96	206	0.71	0.47



Operator
Telephone
Fax
e-Mail

Exterior Scene 1 / Volleyball 1 Calculation Grid (PA) / Value Chart (E, Horizontal)



Values in Lux, Scale 1 : 286

Position of surface in external scene:
Marked point: (87.280 m, 19.071 m, 0.000 m)



Grid: 15 x 5 Points

E_{av} [lx]
135

E_{min} [lx]
96

E_{max} [lx]
206

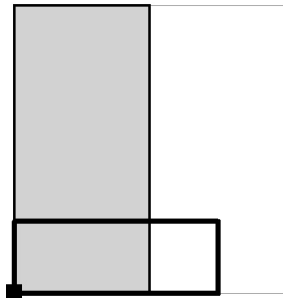
u0
0.71

E_{min} / E_{max}
0.47



Operator
Telephone
Fax
e-Mail

Exterior Scene 1 / Volleyball 1 Calculation Grid (PA) / Table (E, Horizontal)



Current Selection
 Further Selections

Position of surface in external scene:
Marked point: (87.280 m, 19.071 m, 0.000 m)



12.600	191	183	173	167	162	150	136	138	154	160
9.800	162	159	155	149	136	129	130	140	135	139
7.000	136	135	133	131	128	126	125	126	128	131
4.200	120	115	113	112	110	110	110	112	112	115
1.400	103	102	100	97	<u>96</u>	<u>96</u>	97	97	98	100
m	1.333	4.000	6.667	9.333	12.000	14.667	17.333	20.000	22.667	25.333

Attention: The coordinates refer to the image above. Values in Lux.

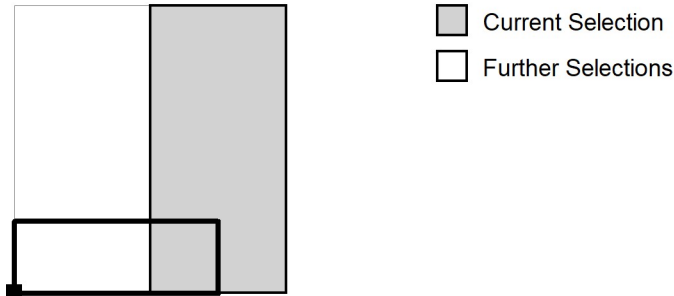
Grid: 15 x 5 Points

E_{av} [lx]	E_{min} [lx]	E_{max} [lx]	u0	E_{min} / E_{max}
135	96	206	0.71	0.47



Operator
Telephone
Fax
e-Mail

Exterior Scene 1 / Volleyball 1 Calculation Grid (PA) / Table (E, Horizontal)



Position of surface in external scene:
Marked point: (87.280 m, 19.071 m,
0.000 m)



12.600	176	185	194	203	<u>206</u>
9.800	146	162	168	172	175
7.000	137	141	145	150	155
4.200	117	122	125	129	134
1.400	103	106	109	113	116
m	28.000	30.667	33.333	36.000	38.667

Attention: The coordinates refer to the image above. Values in Lux.

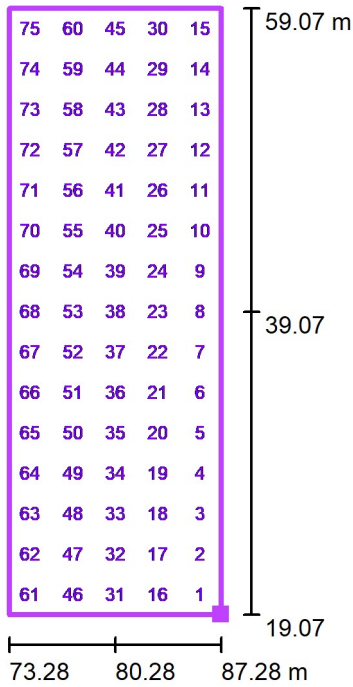
Grid: 15 x 5 Points

E_{av} [lx]	E_{min} [lx]	E_{max} [lx]	u0	E_{min} / E_{max}
135	96	206	0.71	0.47



Operator
Telephone
Fax
e-Mail

Exterior Scene 1 / Volleyball 1 Calculation Grid (PA) / Point values (E, horizontal)



Position of surface in external scene:
Marked point: (87.280 m, 19.071 m, 0.000 m)



No.	Position [m]			Value [lx]
	X	Y	Z	
1	85.880	20.404	0.000	103
2	85.880	23.071	0.000	102
3	85.880	25.737	0.000	100
4	85.880	28.404	0.000	97
5	85.880	31.071	0.000	96

Quantity Points: 75

E_{av} [lx]	E_{min} [lx]	E_{max} [lx]	u0	E_{min} / E_{max}
135	96	206	0.71	0.47

Operator
Telephone
Fax
e-Mail

Exterior Scene 1 / Volleyball 1 Calculation Grid (PA) / Point values (E, horizontal)

Position of surface in external scene:
Marked point: (87.280 m, 19.071 m,
0.000 m)



No.	Position [m]			Value [lx]
	X	Y	Z	
6	85.880	33.737	0.000	96
7	85.880	36.404	0.000	97
8	85.880	39.071	0.000	97
9	85.880	41.737	0.000	98
10	85.880	44.404	0.000	100
11	85.880	47.071	0.000	103
12	85.880	49.737	0.000	106
13	85.880	52.404	0.000	109
14	85.880	55.071	0.000	113
15	85.880	57.737	0.000	116
16	83.080	20.404	0.000	120
17	83.080	23.071	0.000	115
18	83.080	25.737	0.000	113
19	83.080	28.404	0.000	112
20	83.080	31.071	0.000	110
21	83.080	33.737	0.000	110
22	83.080	36.404	0.000	110
23	83.080	39.071	0.000	112
24	83.080	41.737	0.000	112
25	83.080	44.404	0.000	115
26	83.080	47.071	0.000	117
27	83.080	49.737	0.000	122
28	83.080	52.404	0.000	125
29	83.080	55.071	0.000	129
30	83.080	57.737	0.000	134
31	80.280	20.404	0.000	136
32	80.280	23.071	0.000	135

Quantity Points: 75

E_{av} [lx]	E_{min} [lx]	E_{max} [lx]	u0	E_{min} / E_{max}
135	96	206	0.71	0.47

Operator
Telephone
Fax
e-Mail

Exterior Scene 1 / Volleyball 1 Calculation Grid (PA) / Point values (E, horizontal)

Position of surface in external scene:
Marked point: (87.280 m, 19.071 m,
0.000 m)



No.	Position [m]			Value [lx]
	X	Y	Z	
33	80.280	25.737	0.000	133
34	80.280	28.404	0.000	131
35	80.280	31.071	0.000	128
36	80.280	33.737	0.000	126
37	80.280	36.404	0.000	125
38	80.280	39.071	0.000	126
39	80.280	41.737	0.000	128
40	80.280	44.404	0.000	131
41	80.280	47.071	0.000	137
42	80.280	49.737	0.000	141
43	80.280	52.404	0.000	145
44	80.280	55.071	0.000	150
45	80.280	57.737	0.000	155
46	77.480	20.404	0.000	162
47	77.480	23.071	0.000	159
48	77.480	25.737	0.000	155
49	77.480	28.404	0.000	149
50	77.480	31.071	0.000	136
51	77.480	33.737	0.000	129
52	77.480	36.404	0.000	130
53	77.480	39.071	0.000	140
54	77.480	41.737	0.000	135
55	77.480	44.404	0.000	139
56	77.480	47.071	0.000	146
57	77.480	49.737	0.000	162
58	77.480	52.404	0.000	168
59	77.480	55.071	0.000	172

Quantity Points: 75

E_{av} [lx]	E_{min} [lx]	E_{max} [lx]	u0	E_{min} / E_{max}
135	96	206	0.71	0.47

Operator
Telephone
Fax
e-Mail

Exterior Scene 1 / Volleyball 1 Calculation Grid (PA) / Point values (E, horizontal)

Position of surface in external scene:
Marked point: (87.280 m, 19.071 m,
0.000 m)



No.	Position [m]			Value [lx]
	X	Y	Z	
60	77.480	57.737	0.000	175
61	74.680	20.404	0.000	191
62	74.680	23.071	0.000	183
63	74.680	25.737	0.000	173
64	74.680	28.404	0.000	167
65	74.680	31.071	0.000	162
66	74.680	33.737	0.000	150
67	74.680	36.404	0.000	136
68	74.680	39.071	0.000	138
69	74.680	41.737	0.000	154
70	74.680	44.404	0.000	160
71	74.680	47.071	0.000	176
72	74.680	49.737	0.000	185
73	74.680	52.404	0.000	194
74	74.680	55.071	0.000	203
75	74.680	57.737	0.000	206

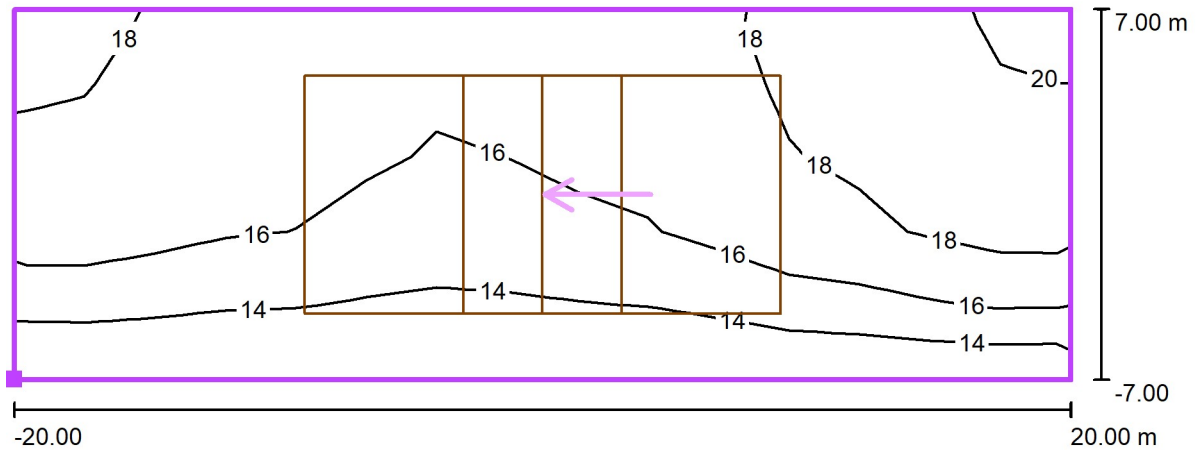
Quantity Points: 75

E_{av} [lx]	E_{min} [lx]	E_{max} [lx]	u0	E_{min} / E_{max}
135	96	206	0.71	0.47




Operator
Telephone
Fax
e-Mail

Exterior Scene 1 / Volleyball 1 Calculation Grid (PA) / Isolines (E, Vertical)



Values in Lux, Scale 1 : 286

Position of surface in external scene:
Marked point: (87.280 m, 19.071 m, 0.000 m)



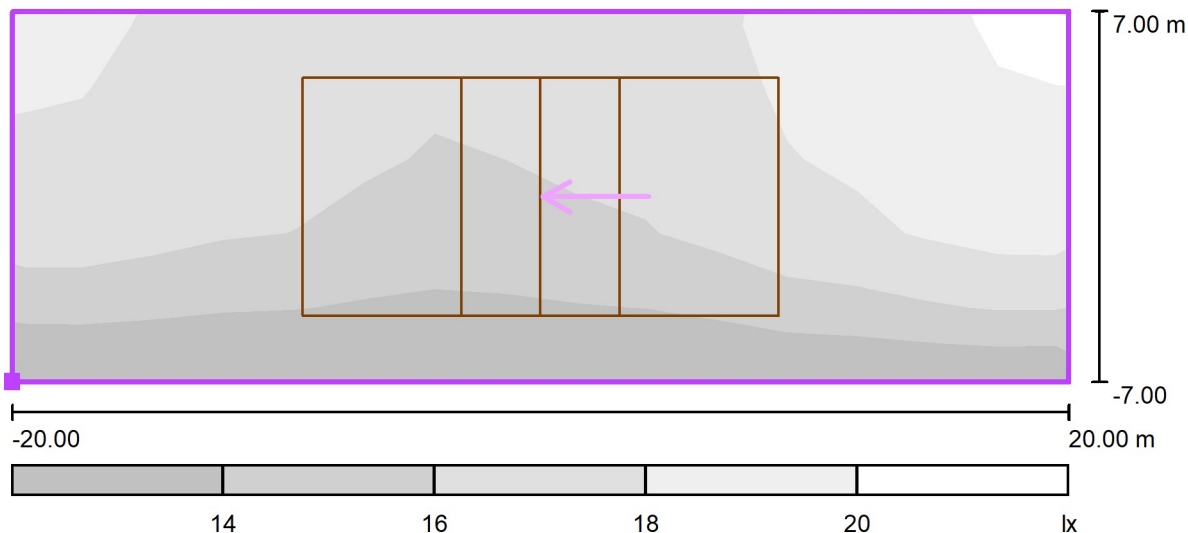
Grid: 15 x 5 Points

E_{av} [lx]	E_{min} [lx]	E_{max} [lx]	u0	E_{min} / E_{max}
16	12	20	0.75	0.61



Operator
 Telephone
 Fax
 e-Mail

Exterior Scene 1 / Volleyball 1 Calculation Grid (PA) / Greyscale (E, Vertical)



Scale 1 : 286

Position of surface in external scene:
 Marked point: (87.280 m, 19.071 m,
 0.000 m)



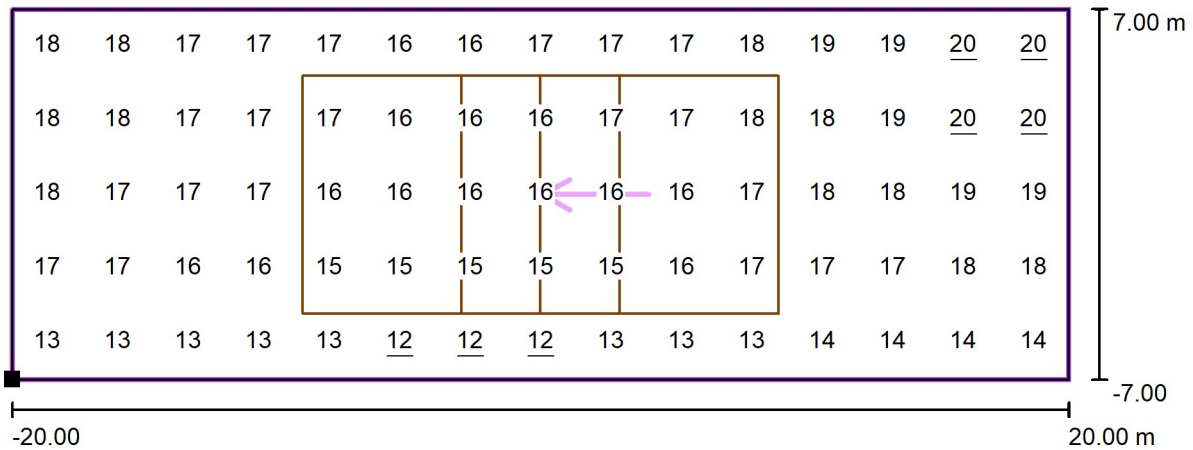
Grid: 15 x 5 Points

E_{av} [lx]	E_{min} [lx]	E_{max} [lx]	u0	E_{min} / E_{max}
16	12	20	0.75	0.61



Operator
Telephone
Fax
e-Mail

Exterior Scene 1 / Volleyball 1 Calculation Grid (PA) / Value Chart (E, Vertical)



Values in Lux, Scale 1 : 286

Position of surface in external scene:
Marked point: (87.280 m, 19.071 m, 0.000 m)



Grid: 15 x 5 Points

E_{av} [lx]
16

E_{min} [lx]
12

E_{max} [lx]
20

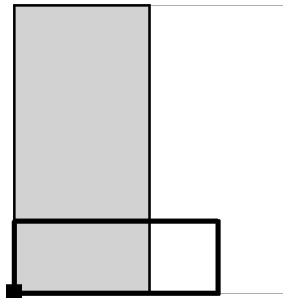
u0
0.75

E_{min} / E_{max}
0.61



Operator
Telephone
Fax
e-Mail

Exterior Scene 1 / Volleyball 1 Calculation Grid (PA) / Table (E, Vertical)



Current Selection
 Further Selections

Position of surface in external scene:
Marked point: (87.280 m, 19.071 m, 0.000 m)



12.600	18	18	17	17	17	16	16	17	17	17
9.800	18	18	17	17	17	16	16	16	17	17
7.000	18	17	17	17	16	16	16	16	16	16
4.200	17	17	16	16	15	15	15	15	15	16
1.400	13	13	13	13	13	<u>12</u>	<u>12</u>	<u>12</u>	13	13
m	1.333	4.000	6.667	9.333	12.000	14.667	17.333	20.000	22.667	25.333

Attention: The coordinates refer to the image above. Values in Lux.

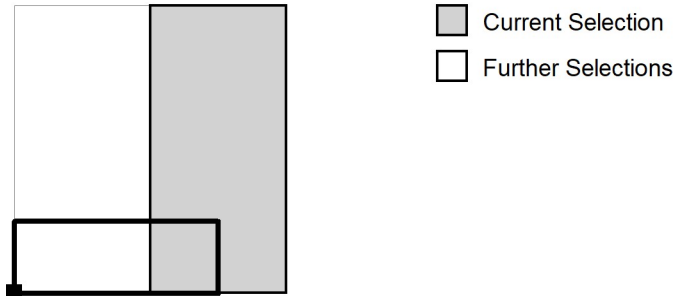
Grid: 15 x 5 Points

E_{av} [lx]	E_{min} [lx]	E_{max} [lx]	u0	E_{min} / E_{max}
16	12	20	0.75	0.61



Operator
Telephone
Fax
e-Mail

Exterior Scene 1 / Volleyball 1 Calculation Grid (PA) / Table (E, Vertical)



Position of surface in external scene:
Marked point: (87.280 m, 19.071 m,
0.000 m)



12.600	18	19	19	<u>20</u>	<u>20</u>
9.800	18	18	19	<u>20</u>	<u>20</u>
7.000	17	18	18	19	19
4.200	17	17	17	18	18
1.400	13	14	14	14	14
m	28.000	30.667	33.333	36.000	38.667

Attention: The coordinates refer to the image above. Values in Lux.

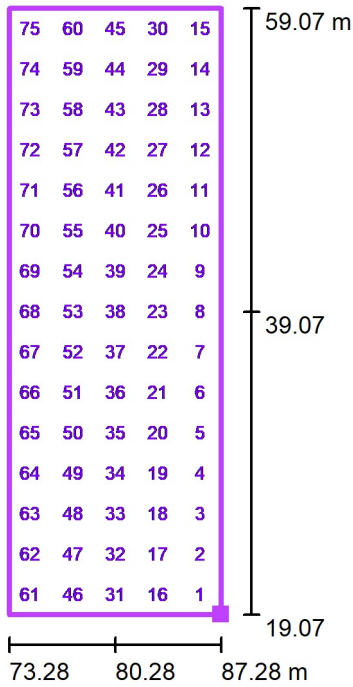
Grid: 15 x 5 Points

E_{av} [lx]	E_{min} [lx]	E_{max} [lx]	u0	E_{min} / E_{max}
16	12	20	0.75	0.61



Operator
Telephone
Fax
e-Mail

Exterior Scene 1 / Volleyball 1 Calculation Grid (PA) / Point values (E, vertical)



Position of surface in external scene:
Marked point: (87.280 m, 19.071 m, 0.000 m)



No.	Position [m]			Value [lx]
	X	Y	Z	
1	85.880	20.404	0.000	13
2	85.880	23.071	0.000	13
3	85.880	25.737	0.000	13
4	85.880	28.404	0.000	13
5	85.880	31.071	0.000	13

Quantity Points: 75

E_{av} [lx]	E_{min} [lx]	E_{max} [lx]	u0	E_{min} / E_{max}
16	12	20	0.75	0.61

Operator
Telephone
Fax
e-Mail

Exterior Scene 1 / Volleyball 1 Calculation Grid (PA) / Point values (E, vertical)

Position of surface in external scene:
Marked point: (87.280 m, 19.071 m,
0.000 m)



No.	Position [m]			Value [lx]
	X	Y	Z	
6	85.880	33.737	0.000	12
7	85.880	36.404	0.000	12
8	85.880	39.071	0.000	12
9	85.880	41.737	0.000	13
10	85.880	44.404	0.000	13
11	85.880	47.071	0.000	13
12	85.880	49.737	0.000	14
13	85.880	52.404	0.000	14
14	85.880	55.071	0.000	14
15	85.880	57.737	0.000	14
16	83.080	20.404	0.000	17
17	83.080	23.071	0.000	17
18	83.080	25.737	0.000	16
19	83.080	28.404	0.000	16
20	83.080	31.071	0.000	15
21	83.080	33.737	0.000	15
22	83.080	36.404	0.000	15
23	83.080	39.071	0.000	15
24	83.080	41.737	0.000	15
25	83.080	44.404	0.000	16
26	83.080	47.071	0.000	17
27	83.080	49.737	0.000	17
28	83.080	52.404	0.000	17
29	83.080	55.071	0.000	18
30	83.080	57.737	0.000	18
31	80.280	20.404	0.000	18
32	80.280	23.071	0.000	17

Quantity Points: 75

E_{av} [lx]	E_{min} [lx]	E_{max} [lx]	u0	E_{min} / E_{max}
16	12	20	0.75	0.61

Operator
Telephone
Fax
e-Mail

Exterior Scene 1 / Volleyball 1 Calculation Grid (PA) / Point values (E, vertical)

Position of surface in external scene:
Marked point: (87.280 m, 19.071 m,
0.000 m)



No.	Position [m]			Value [lx]
	X	Y	Z	
33	80.280	25.737	0.000	17
34	80.280	28.404	0.000	17
35	80.280	31.071	0.000	16
36	80.280	33.737	0.000	16
37	80.280	36.404	0.000	16
38	80.280	39.071	0.000	16
39	80.280	41.737	0.000	16
40	80.280	44.404	0.000	16
41	80.280	47.071	0.000	17
42	80.280	49.737	0.000	18
43	80.280	52.404	0.000	18
44	80.280	55.071	0.000	19
45	80.280	57.737	0.000	19
46	77.480	20.404	0.000	18
47	77.480	23.071	0.000	18
48	77.480	25.737	0.000	17
49	77.480	28.404	0.000	17
50	77.480	31.071	0.000	17
51	77.480	33.737	0.000	16
52	77.480	36.404	0.000	16
53	77.480	39.071	0.000	16
54	77.480	41.737	0.000	17
55	77.480	44.404	0.000	17
56	77.480	47.071	0.000	18
57	77.480	49.737	0.000	18
58	77.480	52.404	0.000	19
59	77.480	55.071	0.000	20

Quantity Points: 75

E_{av} [lx]	E_{min} [lx]	E_{max} [lx]	u0	E_{min} / E_{max}
16	12	20	0.75	0.61



Operator
 Telephone
 Fax
 e-Mail

Exterior Scene 1 / Volleyball 1 Calculation Grid (PA) / Point values (E, vertical)

Position of surface in external scene:
 Marked point: (87.280 m, 19.071 m,
 0.000 m)



No.	Position [m]			Value [lx]
	X	Y	Z	
60	77.480	57.737	0.000	20
61	74.680	20.404	0.000	18
62	74.680	23.071	0.000	18
63	74.680	25.737	0.000	17
64	74.680	28.404	0.000	17
65	74.680	31.071	0.000	17
66	74.680	33.737	0.000	16
67	74.680	36.404	0.000	16
68	74.680	39.071	0.000	17
69	74.680	41.737	0.000	17
70	74.680	44.404	0.000	17
71	74.680	47.071	0.000	18
72	74.680	49.737	0.000	19
73	74.680	52.404	0.000	19
74	74.680	55.071	0.000	20
75	74.680	57.737	0.000	20

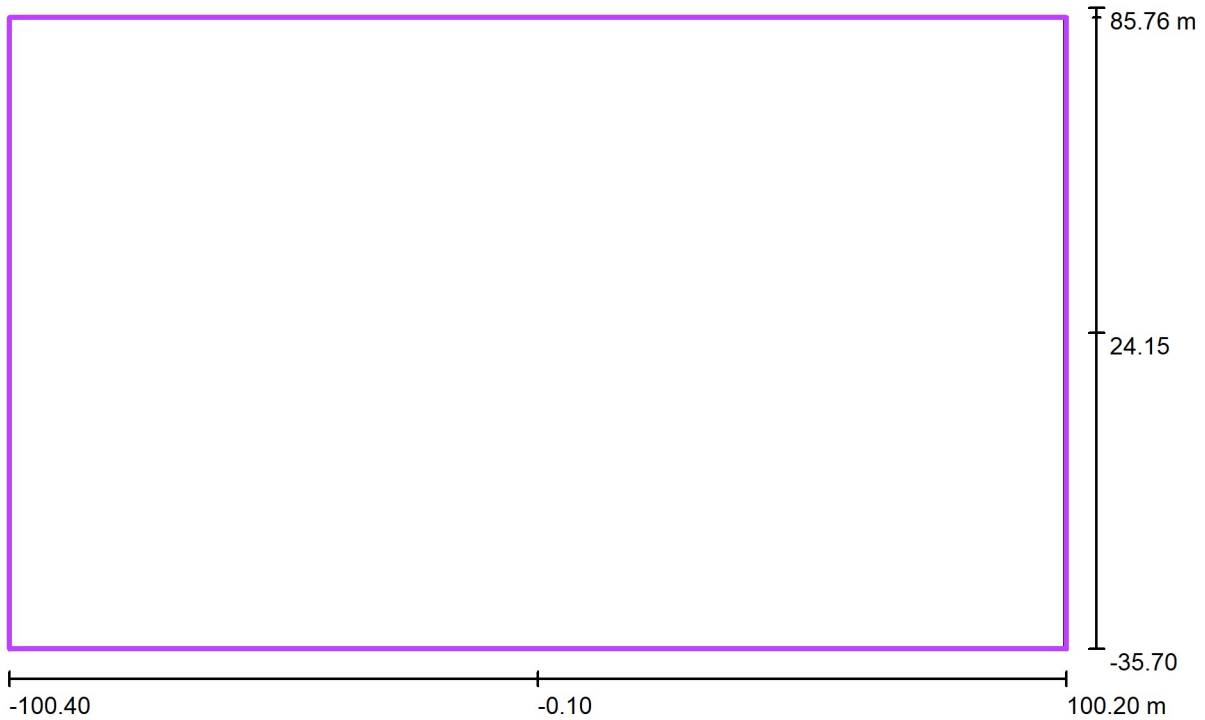
Quantity Points: 75

E_{av} [lx]	E_{min} [lx]	E_{max} [lx]	u0	E_{min} / E_{max}
16	12	20	0.75	0.61



Operator
 Telephone
 Fax
 e-Mail

Exterior Scene 1 / Calculation Grid 4 / Summary



Scale 1 : 1435

Position: (-0.100 m, 24.150 m, 0.000 m)
 Size: (200.601 m, 119.700 m)
 Rotation: (0.0°, 0.0°, 0.0°)
 Type: Normal, Grid: 25 x 15 Points

Results overview

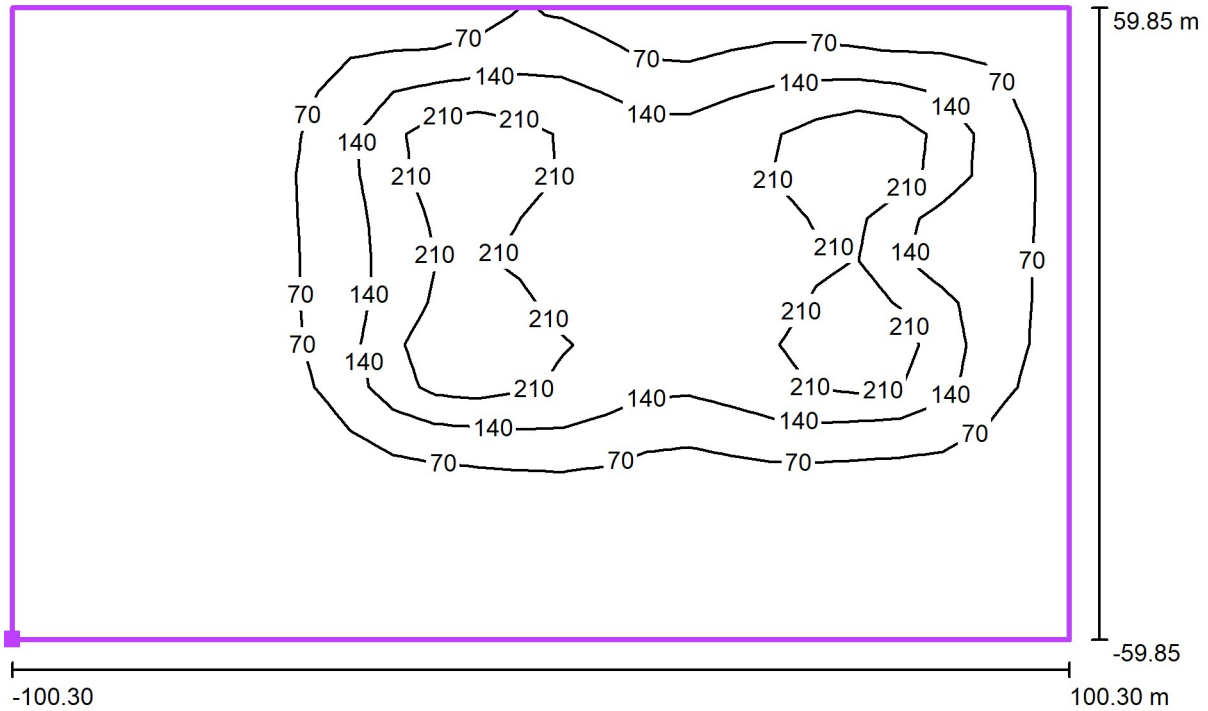
No.	Type	E_{av} [lx]	E_{min} [lx]	E_{max} [lx]	$u0$	E_{min} / E_{max}	$E_{h\ m} / E_m$	H [m]	Camera
1	perpendicular	85	0.00	311	0.00	0.00	/	0.000	/

$E_{h\ m} / E_m$ = Relationship between middle horizontal and vertical illuminance, H = Measuring Height



Operator
Telephone
Fax
e-Mail

Exterior Scene 1 / Calculation Grid 4 / Isolines (E, Perpendicular)



Values in Lux, Scale 1 : 1435

Position of surface in external scene:
Marked point: (-100.401 m, -35.700 m, 0.000 m)



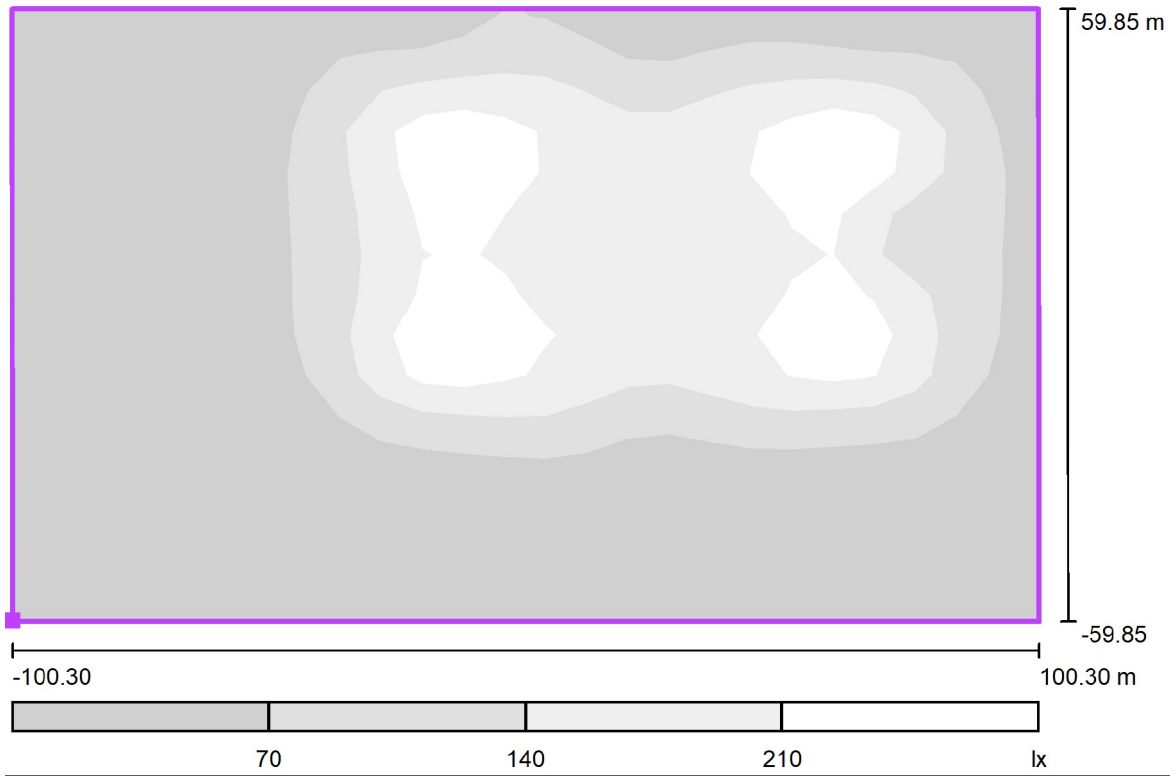
Grid: 25 x 15 Points

E_{av} [lx]	E_{min} [lx]	E_{max} [lx]	u0	E_{min} / E_{max}
85	0.00	311	0.00	0.00



Operator
Telephone
Fax
e-Mail

Exterior Scene 1 / Calculation Grid 4 / Greyscale (E, Perpendicular)



Scale 1 : 1435

Position of surface in external scene:
Marked point: (-100.401 m, -35.700 m,
0.000 m)

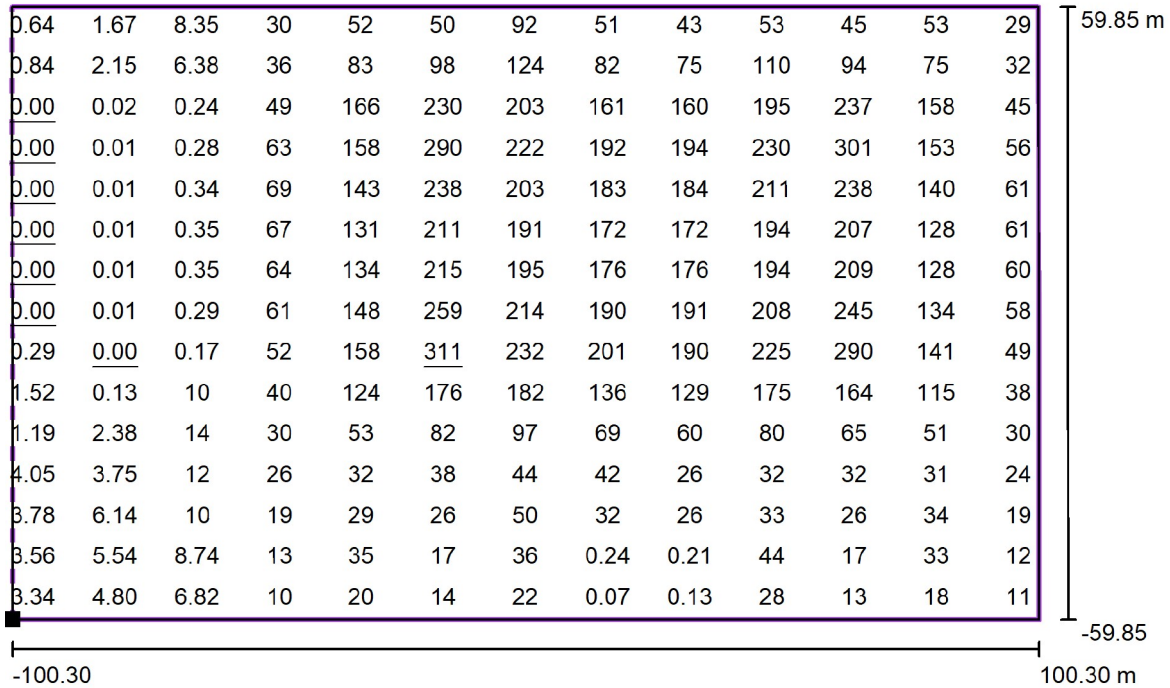


Grid: 25 x 15 Points

E_{av} [lx]	E_{min} [lx]	E_{max} [lx]	u0	E_{min} / E_{max}
85	0.00	311	0.00	0.00

Operator
Telephone
Fax
e-Mail

Exterior Scene 1 / Calculation Grid 4 / Value Chart (E, Perpendicular)



Values in Lux, Scale 1 : 1435

Not all calculated values could be displayed.

Position of surface in external scene:
Marked point: (-100.401 m, -35.700 m, 0.000 m)



Grid: 25 x 15 Points

E_{av} [lx]
85

E_{min} [lx]
0.00

E_{max} [lx]
311

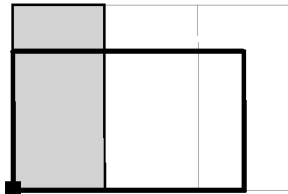
u_0
0.00

E_{min} / E_{max}
0.00



Operator
Telephone
Fax
e-Mail

Exterior Scene 1 / Calculation Grid 4 / Table (E, Perpendicular)



■ Current Selection
□ Further Selections

Position of surface in external scene:
Marked point: (-100.401 m, -35.700 m,
0.000 m)



115.710	0.64	1.06	1.67	3.43	8.35	19	30	49	52	48
107.730	0.84	1.33	2.15	3.61	6.38	23	36	66	83	91
99.750	<u>0.00</u>	<u>0.00</u>	0.02	0.05	0.24	0.43	49	91	166	219
91.770	<u>0.00</u>	<u>0.00</u>	0.01	0.05	0.28	0.52	63	108	158	235
83.790	<u>0.00</u>	<u>0.00</u>	0.01	0.04	0.34	0.65	69	99	143	204
75.810	<u>0.00</u>	<u>0.00</u>	0.01	0.04	0.35	0.67	67	91	131	222
67.830	<u>0.00</u>	<u>0.00</u>	0.01	0.04	0.35	0.66	64	92	134	186
59.850	<u>0.00</u>	<u>0.00</u>	0.01	0.05	0.29	0.55	61	96	148	214
51.870	0.29	0.08	<u>0.00</u>	0.03	0.17	0.33	52	94	158	246
43.890	1.52	2.06	0.13	4.69	10	24	40	66	124	185
35.910	1.19	1.67	2.38	6.54	14	20	30	43	53	68
27.930	4.05	5.02	3.75	8.81	12	18	26	37	32	34
19.950	3.78	4.81	6.14	7.93	10	14	19	25	29	30
11.970	3.56	4.52	5.54	6.90	8.74	11	13	18	35	35
3.990	3.34	4.02	4.80	5.85	6.82	7.89	10	19	20	19
m	4.012	12.036	20.060	28.084	36.108	44.132	52.156	60.180	68.204	76.228

Attention: The coordinates refer to the image above. Values in Lux.

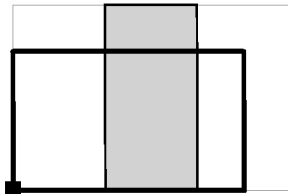
Grid: 25 x 15 Points

E_{av} [lx]	E_{min} [lx]	E_{max} [lx]	u0	E_{min} / E_{max}
85	0.00	311	0.00	0.00



Operator
Telephone
Fax
e-Mail

Exterior Scene 1 / Calculation Grid 4 / Table (E, Perpendicular)



■ Current Selection
□ Further Selections

Position of surface in external scene:
Marked point: (-100.401 m, -35.700 m, 0.000 m)



115.710	50	76	92	70	51	33	43	48	53	54
107.730	98	110	124	128	82	70	75	111	110	101
99.750	230	241	203	182	161	131	160	182	195	244
91.770	290	263	222	210	192	184	194	209	230	271
83.790	238	235	203	189	183	179	184	195	211	235
75.810	211	213	191	179	172	173	172	184	194	214
67.830	215	217	195	182	176	175	176	182	194	213
59.850	259	245	214	199	190	185	191	189	208	243
51.870	<u>311</u>	271	232	210	201	183	190	201	225	269
43.890	176	197	182	177	136	110	129	157	175	182
35.910	82	86	97	99	69	58	60	80	80	74
27.930	38	47	44	43	42	33	26	28	32	37
19.950	26	4.58	50	36	32	26	26	24	33	1.31
11.970	17	37	36	0.30	0.24	0.21	0.21	21	44	40
3.990	14	19	22	0.10	0.07	0.12	0.13	17	28	25
m	84.252	92.276	100.300	108.324	116.348	124.372	132.396	140.420	148.444	156.468

Attention: The coordinates refer to the image above. Values in Lux.

Grid: 25 x 15 Points

E_{av} [lx]	E_{min} [lx]	E_{max} [lx]	u0	E_{min} / E_{max}
85	0.00	311	0.00	0.00



Operator
Telephone
Fax
e-Mail

Exterior Scene 1 / Calculation Grid 4 / Table (E, Perpendicular)



Current Selection
 Further Selections

Position of surface in external scene:
Marked point: (-100.401 m, -35.700 m, 0.000 m)



115.710	45	44	53	48	29
107.730	94	85	75	59	32
99.750	237	214	158	84	45
91.770	301	231	153	101	56
83.790	238	196	140	93	61
75.810	207	<u>0.00</u>	128	87	61
67.830	209	174	128	85	60
59.850	245	196	134	90	58
51.870	290	226	141	89	49
43.890	164	172	115	65	38
35.910	65	63	51	45	30
27.930	32	32	31	34	24
19.950	26	26	34	23	19
11.970	17	27	33	20	12
3.990	13	15	18	18	11
m	164.492	172.516	180.540	188.564	196.589

Attention: The coordinates refer to the image above. Values in Lux.


Grid: 25 x 15 Points

E_{av} [lx]	E_{min} [lx]	E_{max} [lx]	u0	E_{min} / E_{max}
85	0.00	311	0.00	0.00



Operator
Telephone
Fax
e-Mail

Exterior Scene 1 / Calculation Grid 4 / Point values (E, perpendicular)



Position of surface in external scene:
Marked point: (-100.401 m, -35.700 m, 0.000 m)



No.	Position [m]			Value [lx]
	X	Y	Z	
1	-96.388	-31.710	0.000	3.34
2	-88.364	-31.710	0.000	4.02
3	-80.340	-31.710	0.000	4.80
4	-72.316	-31.710	0.000	5.85
5	-64.292	-31.710	0.000	6.82

Quantity Points: 375

E_{av} [lx]	E_{min} [lx]	E_{max} [lx]	u0	E_{min} / E_{max}
85	0.00	311	0.00	0.00

Operator
Telephone
Fax
e-Mail

Exterior Scene 1 / Calculation Grid 4 / Point values (E, perpendicular)

Position of surface in external scene:
Marked point: (-100.401 m, -35.700 m,
0.000 m)



No.	Position [m]			Value [lx]
	X	Y	Z	
6	-56.268	-31.710	0.000	7.89
7	-48.244	-31.710	0.000	10
8	-40.220	-31.710	0.000	19
9	-32.196	-31.710	0.000	20
10	-24.172	-31.710	0.000	19
11	-16.148	-31.710	0.000	14
12	-8.124	-31.710	0.000	19
13	-0.100	-31.710	0.000	22
14	7.924	-31.710	0.000	0.10
15	15.948	-31.710	0.000	0.07
16	23.972	-31.710	0.000	0.12
17	31.996	-31.710	0.000	0.13
18	40.020	-31.710	0.000	17
19	48.044	-31.710	0.000	28
20	56.068	-31.710	0.000	25
21	64.092	-31.710	0.000	13
22	72.116	-31.710	0.000	15
23	80.140	-31.710	0.000	18
24	88.164	-31.710	0.000	18
25	96.188	-31.710	0.000	11
26	-96.388	-23.730	0.000	3.56
27	-88.364	-23.730	0.000	4.52
28	-80.340	-23.730	0.000	5.54
29	-72.316	-23.730	0.000	6.90
30	-64.292	-23.730	0.000	8.74
31	-56.268	-23.730	0.000	11
32	-48.244	-23.730	0.000	13

Quantity Points: 375

E_{av} [lx]	E_{min} [lx]	E_{max} [lx]	u0	E_{min} / E_{max}
85	0.00	311	0.00	0.00

Operator
Telephone
Fax
e-Mail

Exterior Scene 1 / Calculation Grid 4 / Point values (E, perpendicular)

Position of surface in external scene:
Marked point: (-100.401 m, -35.700 m,
0.000 m)



No.	Position [m]			Value [lx]
	X	Y	Z	
33	-40.220	-23.730	0.000	18
34	-32.196	-23.730	0.000	35
35	-24.172	-23.730	0.000	35
36	-16.148	-23.730	0.000	17
37	-8.124	-23.730	0.000	37
38	-0.100	-23.730	0.000	36
39	7.924	-23.730	0.000	0.30
40	15.948	-23.730	0.000	0.24
41	23.972	-23.730	0.000	0.21
42	31.996	-23.730	0.000	0.21
43	40.020	-23.730	0.000	21
44	48.044	-23.730	0.000	44
45	56.068	-23.730	0.000	40
46	64.092	-23.730	0.000	17
47	72.116	-23.730	0.000	27
48	80.140	-23.730	0.000	33
49	88.164	-23.730	0.000	20
50	96.188	-23.730	0.000	12
51	-96.388	-15.750	0.000	3.78
52	-88.364	-15.750	0.000	4.81
53	-80.340	-15.750	0.000	6.14
54	-72.316	-15.750	0.000	7.93
55	-64.292	-15.750	0.000	10
56	-56.268	-15.750	0.000	14
57	-48.244	-15.750	0.000	19
58	-40.220	-15.750	0.000	25
59	-32.196	-15.750	0.000	29

Quantity Points: 375

E_{av} [lx]	E_{min} [lx]	E_{max} [lx]	u0	E_{min} / E_{max}
85	0.00	311	0.00	0.00

Operator
Telephone
Fax
e-Mail

Exterior Scene 1 / Calculation Grid 4 / Point values (E, perpendicular)

Position of surface in external scene:
Marked point: (-100.401 m, -35.700 m,
0.000 m)



No.	Position [m]			Value [lx]
	X	Y	Z	
60	-24.172	-15.750	0.000	30
61	-16.148	-15.750	0.000	26
62	-8.124	-15.750	0.000	4.58
63	-0.100	-15.750	0.000	50
64	7.924	-15.750	0.000	36
65	15.948	-15.750	0.000	32
66	23.972	-15.750	0.000	26
67	31.996	-15.750	0.000	26
68	40.020	-15.750	0.000	24
69	48.044	-15.750	0.000	33
70	56.068	-15.750	0.000	1.31
71	64.092	-15.750	0.000	26
72	72.116	-15.750	0.000	26
73	80.140	-15.750	0.000	34
74	88.164	-15.750	0.000	23
75	96.188	-15.750	0.000	19
76	-96.388	-7.770	0.000	4.05
77	-88.364	-7.770	0.000	5.02
78	-80.340	-7.770	0.000	3.75
79	-72.316	-7.770	0.000	8.81
80	-64.292	-7.770	0.000	12
81	-56.268	-7.770	0.000	18
82	-48.244	-7.770	0.000	26
83	-40.220	-7.770	0.000	37
84	-32.196	-7.770	0.000	32
85	-24.172	-7.770	0.000	34
86	-16.148	-7.770	0.000	38


Quantity Points: 375

E_{av} [lx]	E_{min} [lx]	E_{max} [lx]	u0	E_{min} / E_{max}
85	0.00	311	0.00	0.00

Operator
Telephone
Fax
e-Mail

Exterior Scene 1 / Calculation Grid 4 / Point values (E, perpendicular)

Position of surface in external scene:
Marked point: (-100.401 m, -35.700 m,
0.000 m)



No.	Position [m]			Z	Value [lx]
	X	Y			
87	-8.124	-7.770		0.000	47
88	-0.100	-7.770		0.000	44
89	7.924	-7.770		0.000	43
90	15.948	-7.770		0.000	42
91	23.972	-7.770		0.000	33
92	31.996	-7.770		0.000	26
93	40.020	-7.770		0.000	28
94	48.044	-7.770		0.000	32
95	56.068	-7.770		0.000	37
96	64.092	-7.770		0.000	32
97	72.116	-7.770		0.000	32
98	80.140	-7.770		0.000	31
99	88.164	-7.770		0.000	34
100	96.188	-7.770		0.000	24
101	-96.388	0.210		0.000	1.19
102	-88.364	0.210		0.000	1.67
103	-80.340	0.210		0.000	2.38
104	-72.316	0.210		0.000	6.54
105	-64.292	0.210		0.000	14
106	-56.268	0.210		0.000	20
107	-48.244	0.210		0.000	30
108	-40.220	0.210		0.000	43
109	-32.196	0.210		0.000	53
110	-24.172	0.210		0.000	68
111	-16.148	0.210		0.000	82
112	-8.124	0.210		0.000	86
113	-0.100	0.210		0.000	97

Quantity Points: 375

E_{av} [lx]	E_{min} [lx]	E_{max} [lx]	u0	E_{min} / E_{max}
85	0.00	311	0.00	0.00

Operator
Telephone
Fax
e-Mail

Exterior Scene 1 / Calculation Grid 4 / Point values (E, perpendicular)

Position of surface in external scene:
Marked point: (-100.401 m, -35.700 m,
0.000 m)



No.	Position [m]			Value [lx]
	X	Y	Z	
114	7.924	0.210	0.000	99
115	15.948	0.210	0.000	69
116	23.972	0.210	0.000	58
117	31.996	0.210	0.000	60
118	40.020	0.210	0.000	80
119	48.044	0.210	0.000	80
120	56.068	0.210	0.000	74
121	64.092	0.210	0.000	65
122	72.116	0.210	0.000	63
123	80.140	0.210	0.000	51
124	88.164	0.210	0.000	45
125	96.188	0.210	0.000	30
126	-96.388	8.190	0.000	1.52
127	-88.364	8.190	0.000	2.06
128	-80.340	8.190	0.000	0.13
129	-72.316	8.190	0.000	4.69
130	-64.292	8.190	0.000	10
131	-56.268	8.190	0.000	24
132	-48.244	8.190	0.000	40
133	-40.220	8.190	0.000	66
134	-32.196	8.190	0.000	124
135	-24.172	8.190	0.000	185
136	-16.148	8.190	0.000	176
137	-8.124	8.190	0.000	197
138	-0.100	8.190	0.000	182
139	7.924	8.190	0.000	177
140	15.948	8.190	0.000	136

Quantity Points: 375

E_{av} [lx]	E_{min} [lx]	E_{max} [lx]	u0	E_{min} / E_{max}
85	0.00	311	0.00	0.00

Operator
Telephone
Fax
e-Mail

Exterior Scene 1 / Calculation Grid 4 / Point values (E, perpendicular)

Position of surface in external scene:
Marked point: (-100.401 m, -35.700 m,
0.000 m)



No.	Position [m]			Value [lx]
	X	Y	Z	
141	23.972	8.190	0.000	110
142	31.996	8.190	0.000	129
143	40.020	8.190	0.000	157
144	48.044	8.190	0.000	175
145	56.068	8.190	0.000	182
146	64.092	8.190	0.000	164
147	72.116	8.190	0.000	172
148	80.140	8.190	0.000	115
149	88.164	8.190	0.000	65
150	96.188	8.190	0.000	38
151	-96.388	16.170	0.000	0.29
152	-88.364	16.170	0.000	0.08
153	-80.340	16.170	0.000	0.00
154	-72.316	16.170	0.000	0.03
155	-64.292	16.170	0.000	0.17
156	-56.268	16.170	0.000	0.33
157	-48.244	16.170	0.000	52
158	-40.220	16.170	0.000	94
159	-32.196	16.170	0.000	158
160	-24.172	16.170	0.000	246
161	-16.148	16.170	0.000	311
162	-8.124	16.170	0.000	271
163	-0.100	16.170	0.000	232
164	7.924	16.170	0.000	210
165	15.948	16.170	0.000	201
166	23.972	16.170	0.000	183
167	31.996	16.170	0.000	190

Quantity Points: 375

E_{av} [lx]	E_{min} [lx]	E_{max} [lx]	u0	E_{min} / E_{max}
85	0.00	311	0.00	0.00

Operator
Telephone
Fax
e-Mail

Exterior Scene 1 / Calculation Grid 4 / Point values (E, perpendicular)

Position of surface in external scene:
Marked point: (-100.401 m, -35.700 m,
0.000 m)



No.	Position [m]			Value [lx]
	X	Y	Z	
168	40.020	16.170	0.000	201
169	48.044	16.170	0.000	225
170	56.068	16.170	0.000	269
171	64.092	16.170	0.000	290
172	72.116	16.170	0.000	226
173	80.140	16.170	0.000	141
174	88.164	16.170	0.000	89
175	96.188	16.170	0.000	49
176	-96.388	24.150	0.000	0.00
177	-88.364	24.150	0.000	0.00
178	-80.340	24.150	0.000	0.01
179	-72.316	24.150	0.000	0.05
180	-64.292	24.150	0.000	0.29
181	-56.268	24.150	0.000	0.55
182	-48.244	24.150	0.000	61
183	-40.220	24.150	0.000	96
184	-32.196	24.150	0.000	148
185	-24.172	24.150	0.000	214
186	-16.148	24.150	0.000	259
187	-8.124	24.150	0.000	245
188	-0.100	24.150	0.000	214
189	7.924	24.150	0.000	199
190	15.948	24.150	0.000	190
191	23.972	24.150	0.000	185
192	31.996	24.150	0.000	191
193	40.020	24.150	0.000	189
194	48.044	24.150	0.000	208

Quantity Points: 375

E_{av} [lx]	E_{min} [lx]	E_{max} [lx]	u0	E_{min} / E_{max}
85	0.00	311	0.00	0.00

Operator
Telephone
Fax
e-Mail

Exterior Scene 1 / Calculation Grid 4 / Point values (E, perpendicular)

Position of surface in external scene:
Marked point: (-100.401 m, -35.700 m,
0.000 m)



No.	Position [m]			Value [lx]
	X	Y	Z	
195	56.068	24.150	0.000	243
196	64.092	24.150	0.000	245
197	72.116	24.150	0.000	196
198	80.140	24.150	0.000	134
199	88.164	24.150	0.000	90
200	96.188	24.150	0.000	58
201	-96.388	32.130	0.000	0.00
202	-88.364	32.130	0.000	0.00
203	-80.340	32.130	0.000	0.01
204	-72.316	32.130	0.000	0.04
205	-64.292	32.130	0.000	0.35
206	-56.268	32.130	0.000	0.66
207	-48.244	32.130	0.000	64
208	-40.220	32.130	0.000	92
209	-32.196	32.130	0.000	134
210	-24.172	32.130	0.000	186
211	-16.148	32.130	0.000	215
212	-8.124	32.130	0.000	217
213	-0.100	32.130	0.000	195
214	7.924	32.130	0.000	182
215	15.948	32.130	0.000	176
216	23.972	32.130	0.000	175
217	31.996	32.130	0.000	176
218	40.020	32.130	0.000	182
219	48.044	32.130	0.000	194
220	56.068	32.130	0.000	213
221	64.092	32.130	0.000	209

Quantity Points: 375

E_{av} [lx]	E_{min} [lx]	E_{max} [lx]	u0	E_{min} / E_{max}
85	0.00	311	0.00	0.00



Operator
Telephone
Fax
e-Mail

Exterior Scene 1 / Calculation Grid 4 / Point values (E, perpendicular)

Position of surface in external scene:
Marked point: (-100.401 m, -35.700 m,
0.000 m)



No.	Position [m]			Value [lx]
	X	Y	Z	
222	72.116	32.130	0.000	174
223	80.140	32.130	0.000	128
224	88.164	32.130	0.000	85
225	96.188	32.130	0.000	60
226	-96.388	40.110	0.000	0.00
227	-88.364	40.110	0.000	0.00
228	-80.340	40.110	0.000	0.01
229	-72.316	40.110	0.000	0.04
230	-64.292	40.110	0.000	0.35
231	-56.268	40.110	0.000	0.67
232	-48.244	40.110	0.000	67
233	-40.220	40.110	0.000	91
234	-32.196	40.110	0.000	131
235	-24.172	40.110	0.000	222
236	-16.148	40.110	0.000	211
237	-8.124	40.110	0.000	213
238	-0.100	40.110	0.000	191
239	7.924	40.110	0.000	179
240	15.948	40.110	0.000	172
241	23.972	40.110	0.000	173
242	31.996	40.110	0.000	172
243	40.020	40.110	0.000	184
244	48.044	40.110	0.000	194
245	56.068	40.110	0.000	214
246	64.092	40.110	0.000	207
247	72.116	40.110	0.000	0.00
248	80.140	40.110	0.000	128

Quantity Points: 375

E_{av} [lx]	E_{min} [lx]	E_{max} [lx]	u0	E_{min} / E_{max}
85	0.00	311	0.00	0.00

Operator
Telephone
Fax
e-Mail

Exterior Scene 1 / Calculation Grid 4 / Point values (E, perpendicular)

Position of surface in external scene:
Marked point: (-100.401 m, -35.700 m,
0.000 m)



No.	Position [m]			Value [lx]
	X	Y	Z	
249	88.164	40.110	0.000	87
250	96.188	40.110	0.000	61
251	-96.388	48.090	0.000	0.00
252	-88.364	48.090	0.000	0.00
253	-80.340	48.090	0.000	0.01
254	-72.316	48.090	0.000	0.04
255	-64.292	48.090	0.000	0.34
256	-56.268	48.090	0.000	0.65
257	-48.244	48.090	0.000	69
258	-40.220	48.090	0.000	99
259	-32.196	48.090	0.000	143
260	-24.172	48.090	0.000	204
261	-16.148	48.090	0.000	238
262	-8.124	48.090	0.000	235
263	-0.100	48.090	0.000	203
264	7.924	48.090	0.000	189
265	15.948	48.090	0.000	183
266	23.972	48.090	0.000	179
267	31.996	48.090	0.000	184
268	40.020	48.090	0.000	195
269	48.044	48.090	0.000	211
270	56.068	48.090	0.000	235
271	64.092	48.090	0.000	238
272	72.116	48.090	0.000	196
273	80.140	48.090	0.000	140
274	88.164	48.090	0.000	93
275	96.188	48.090	0.000	61

Quantity Points: 375

E_{av} [lx]	E_{min} [lx]	E_{max} [lx]	u0	E_{min} / E_{max}
85	0.00	311	0.00	0.00

Operator
Telephone
Fax
e-Mail

Exterior Scene 1 / Calculation Grid 4 / Point values (E, perpendicular)

Position of surface in external scene:
Marked point: (-100.401 m, -35.700 m,
0.000 m)



No.	Position [m]			Value [lx]
	X	Y	Z	
276	-96.388	56.070	0.000	0.00
277	-88.364	56.070	0.000	0.00
278	-80.340	56.070	0.000	0.01
279	-72.316	56.070	0.000	0.05
280	-64.292	56.070	0.000	0.28
281	-56.268	56.070	0.000	0.52
282	-48.244	56.070	0.000	63
283	-40.220	56.070	0.000	108
284	-32.196	56.070	0.000	158
285	-24.172	56.070	0.000	235
286	-16.148	56.070	0.000	290
287	-8.124	56.070	0.000	263
288	-0.100	56.070	0.000	222
289	7.924	56.070	0.000	210
290	15.948	56.070	0.000	192
291	23.972	56.070	0.000	184
292	31.996	56.070	0.000	194
293	40.020	56.070	0.000	209
294	48.044	56.070	0.000	230
295	56.068	56.070	0.000	271
296	64.092	56.070	0.000	301
297	72.116	56.070	0.000	231
298	80.140	56.070	0.000	153
299	88.164	56.070	0.000	101
300	96.188	56.070	0.000	56
301	-96.388	64.050	0.000	0.00
302	-88.364	64.050	0.000	0.00

Quantity Points: 375

E_{av} [lx]	E_{min} [lx]	E_{max} [lx]	u0	E_{min} / E_{max}
85	0.00	311	0.00	0.00

Operator
Telephone
Fax
e-Mail

Exterior Scene 1 / Calculation Grid 4 / Point values (E, perpendicular)

Position of surface in external scene:
Marked point: (-100.401 m, -35.700 m,
0.000 m)



No.	Position [m]			Value [lx]
	X	Y	Z	
303	-80.340	64.050	0.000	0.02
304	-72.316	64.050	0.000	0.05
305	-64.292	64.050	0.000	0.24
306	-56.268	64.050	0.000	0.43
307	-48.244	64.050	0.000	49
308	-40.220	64.050	0.000	91
309	-32.196	64.050	0.000	166
310	-24.172	64.050	0.000	219
311	-16.148	64.050	0.000	230
312	-8.124	64.050	0.000	241
313	-0.100	64.050	0.000	203
314	7.924	64.050	0.000	182
315	15.948	64.050	0.000	161
316	23.972	64.050	0.000	131
317	31.996	64.050	0.000	160
318	40.020	64.050	0.000	182
319	48.044	64.050	0.000	195
320	56.068	64.050	0.000	244
321	64.092	64.050	0.000	237
322	72.116	64.050	0.000	214
323	80.140	64.050	0.000	158
324	88.164	64.050	0.000	84
325	96.188	64.050	0.000	45
326	-96.388	72.030	0.000	0.84
327	-88.364	72.030	0.000	1.33
328	-80.340	72.030	0.000	2.15
329	-72.316	72.030	0.000	3.61

Quantity Points: 375

E_{av} [lx]	E_{min} [lx]	E_{max} [lx]	u0	E_{min} / E_{max}
85	0.00	311	0.00	0.00

Operator
Telephone
Fax
e-Mail

Exterior Scene 1 / Calculation Grid 4 / Point values (E, perpendicular)

Position of surface in external scene:
Marked point: (-100.401 m, -35.700 m,
0.000 m)



No.	Position [m]			Value [lx]
	X	Y	Z	
330	-64.292	72.030	0.000	6.38
331	-56.268	72.030	0.000	23
332	-48.244	72.030	0.000	36
333	-40.220	72.030	0.000	66
334	-32.196	72.030	0.000	83
335	-24.172	72.030	0.000	91
336	-16.148	72.030	0.000	98
337	-8.124	72.030	0.000	110
338	-0.100	72.030	0.000	124
339	7.924	72.030	0.000	128
340	15.948	72.030	0.000	82
341	23.972	72.030	0.000	70
342	31.996	72.030	0.000	75
343	40.020	72.030	0.000	111
344	48.044	72.030	0.000	110
345	56.068	72.030	0.000	101
346	64.092	72.030	0.000	94
347	72.116	72.030	0.000	85
348	80.140	72.030	0.000	75
349	88.164	72.030	0.000	59
350	96.188	72.030	0.000	32
351	-96.388	80.010	0.000	0.64
352	-88.364	80.010	0.000	1.06
353	-80.340	80.010	0.000	1.67
354	-72.316	80.010	0.000	3.43
355	-64.292	80.010	0.000	8.35
356	-56.268	80.010	0.000	19

Quantity Points: 375

E_{av} [lx]	E_{min} [lx]	E_{max} [lx]	u0	E_{min} / E_{max}
85	0.00	311	0.00	0.00

Operator
Telephone
Fax
e-Mail

Exterior Scene 1 / Calculation Grid 4 / Point values (E, perpendicular)

Position of surface in external scene:
Marked point: (-100.401 m, -35.700 m,
0.000 m)



No.	Position [m]			Value [lx]
	X	Y	Z	
357	-48.244	80.010	0.000	30
358	-40.220	80.010	0.000	49
359	-32.196	80.010	0.000	52
360	-24.172	80.010	0.000	48
361	-16.148	80.010	0.000	50
362	-8.124	80.010	0.000	76
363	-0.100	80.010	0.000	92
364	7.924	80.010	0.000	70
365	15.948	80.010	0.000	51
366	23.972	80.010	0.000	33
367	31.996	80.010	0.000	43
368	40.020	80.010	0.000	48
369	48.044	80.010	0.000	53
370	56.068	80.010	0.000	54
371	64.092	80.010	0.000	45
372	72.116	80.010	0.000	44
373	80.140	80.010	0.000	53
374	88.164	80.010	0.000	48
375	96.188	80.010	0.000	29

Quantity Points: 375

E_{av} [lx]	E_{min} [lx]	E_{max} [lx]	u0	E_{min} / E_{max}
85	0.00	311	0.00	0.00